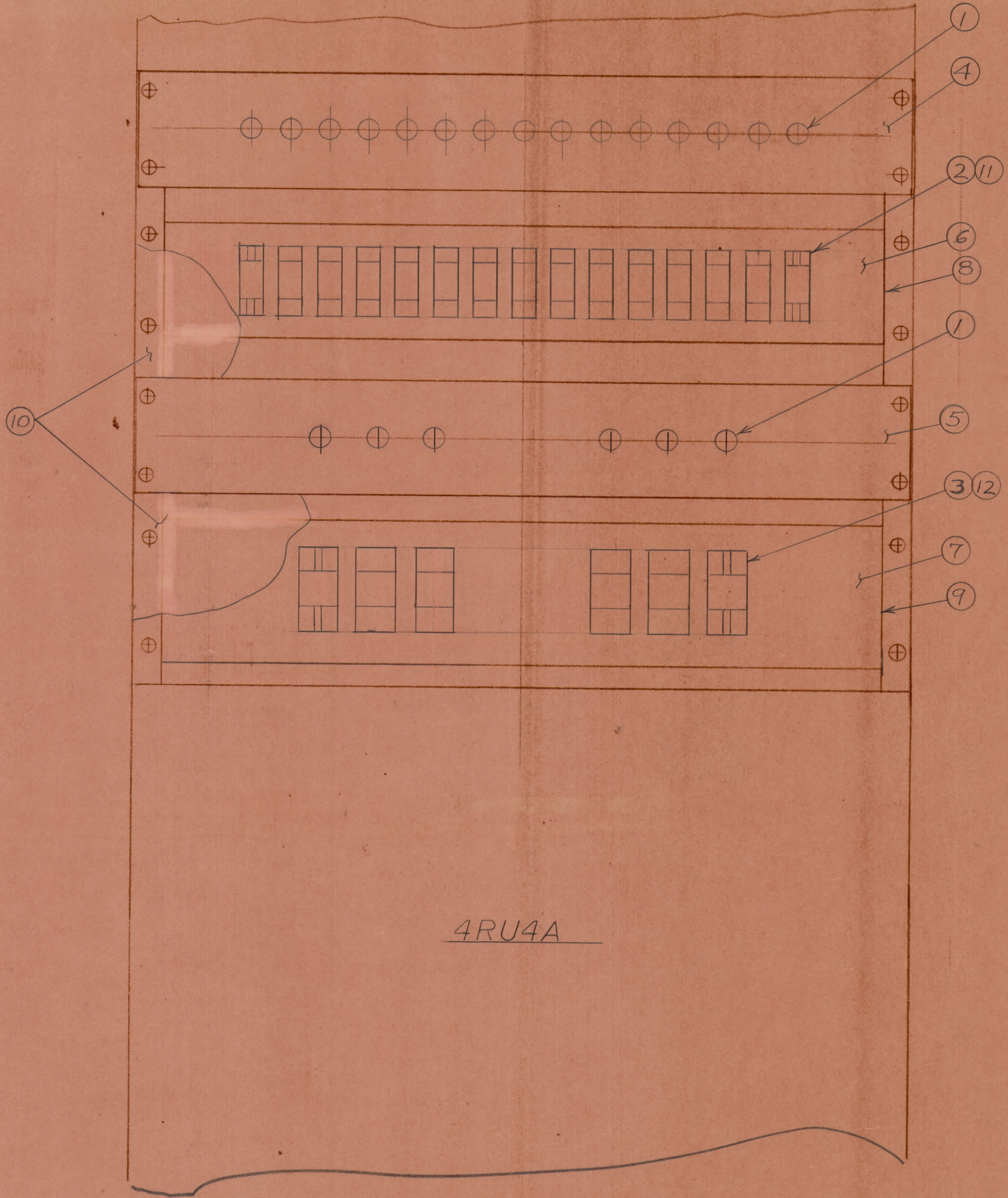
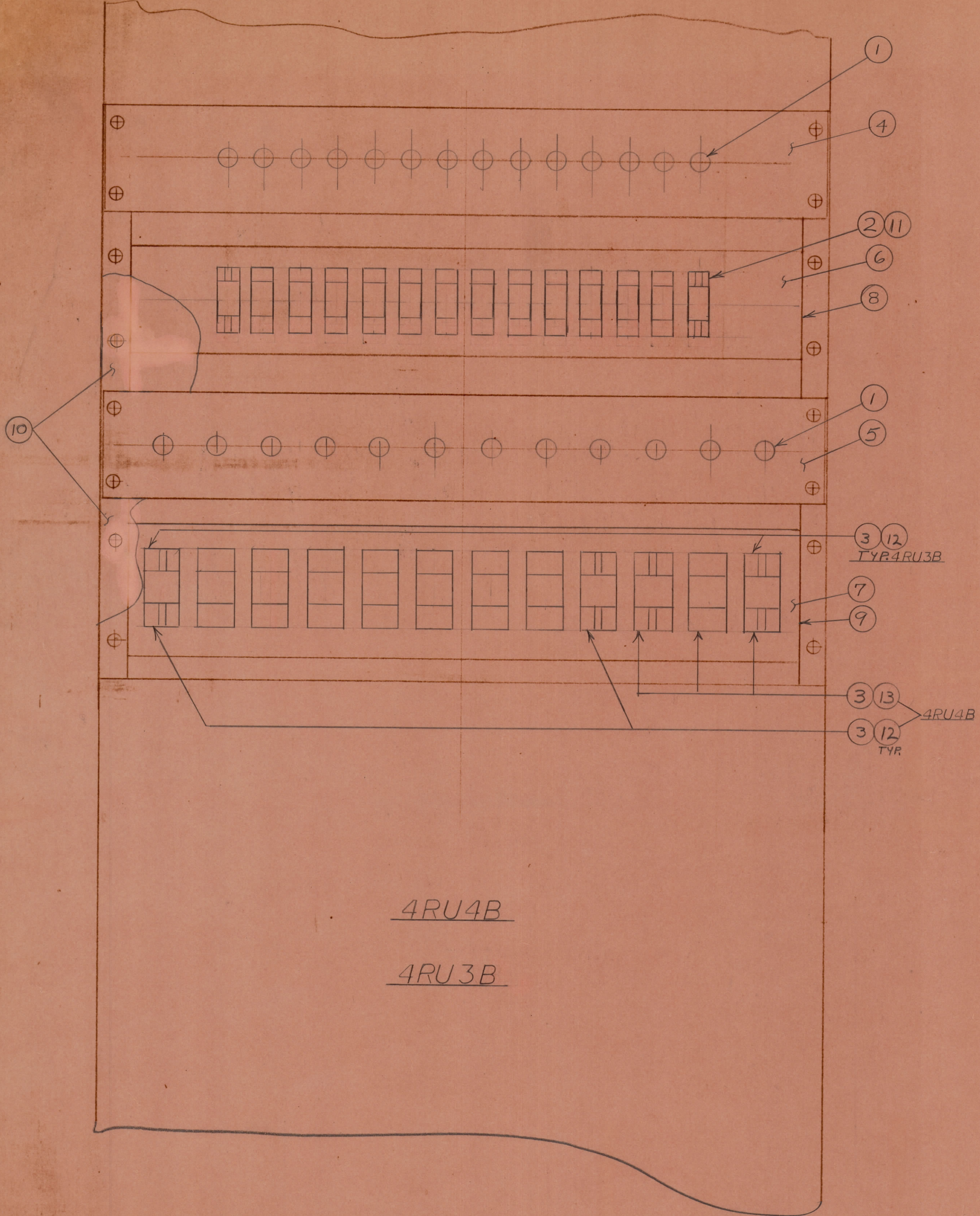


REVISIONS					
ZONE	LTR	DESCRIPTION	DATE	DRAFT	CHK'D APPD



4RU4B  
4RU3B

4RU4A

**INTERPRET DRAWING PER LISTED DOCUMENTS**

DIMENSIONING MIL - STD - 8  
SURFACE ROUGHNESS MIL - STD - 10  
ABBREVIATIONS MIL - STD - 12  
ELECTRONIC SYMBOLS MIL - STD - 15  
WELDING SYMBOLS JAN - STD - 19

**NOTICE TO PERSONS RECEIVING THIS DRAWING**  
THE TMC SYSTEMS AND POWER CORPORATION claims proprietary right in the material disclosed herein. This drawing is issued in confidence for engineering information only and may not be reproduced or used to manufacture anything shown herein without permission from THE TMC SYSTEMS AND POWER CORPORATION to the user. This drawing is loaned for mutual assistance and is subject to recall at any time.

UNLESS OTHERWISE SPECIFIED DIMENSIONS ARE IN INCHES AND INCLUDE CHEMICALLY APPLIED OR PLATED FINISHES REMOVE ALL BURRS AND SHARP EDGES

**TOLERANCES ON**  
FRACTIONS ANGLES DECIMALS

**MATERIAL**

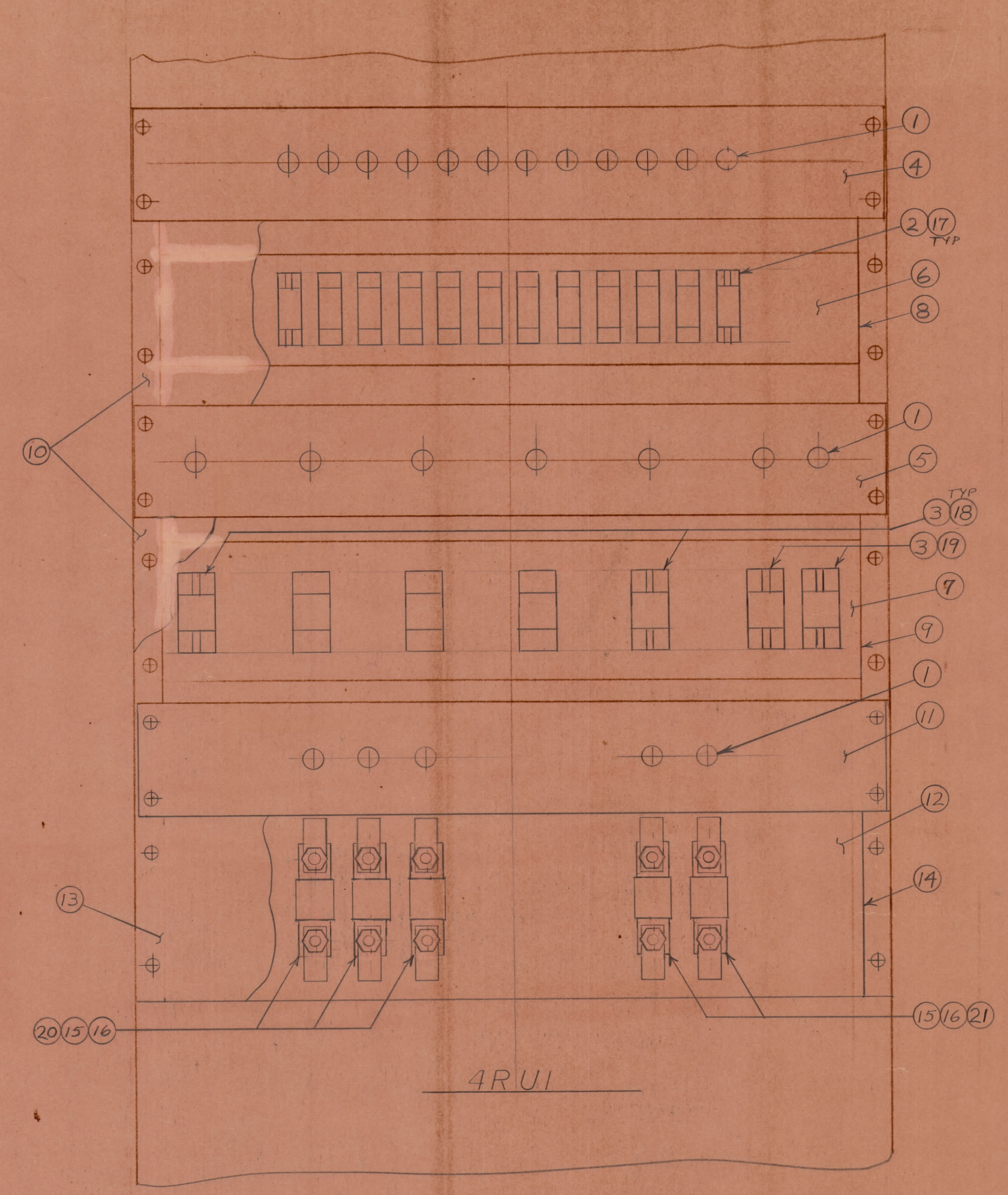
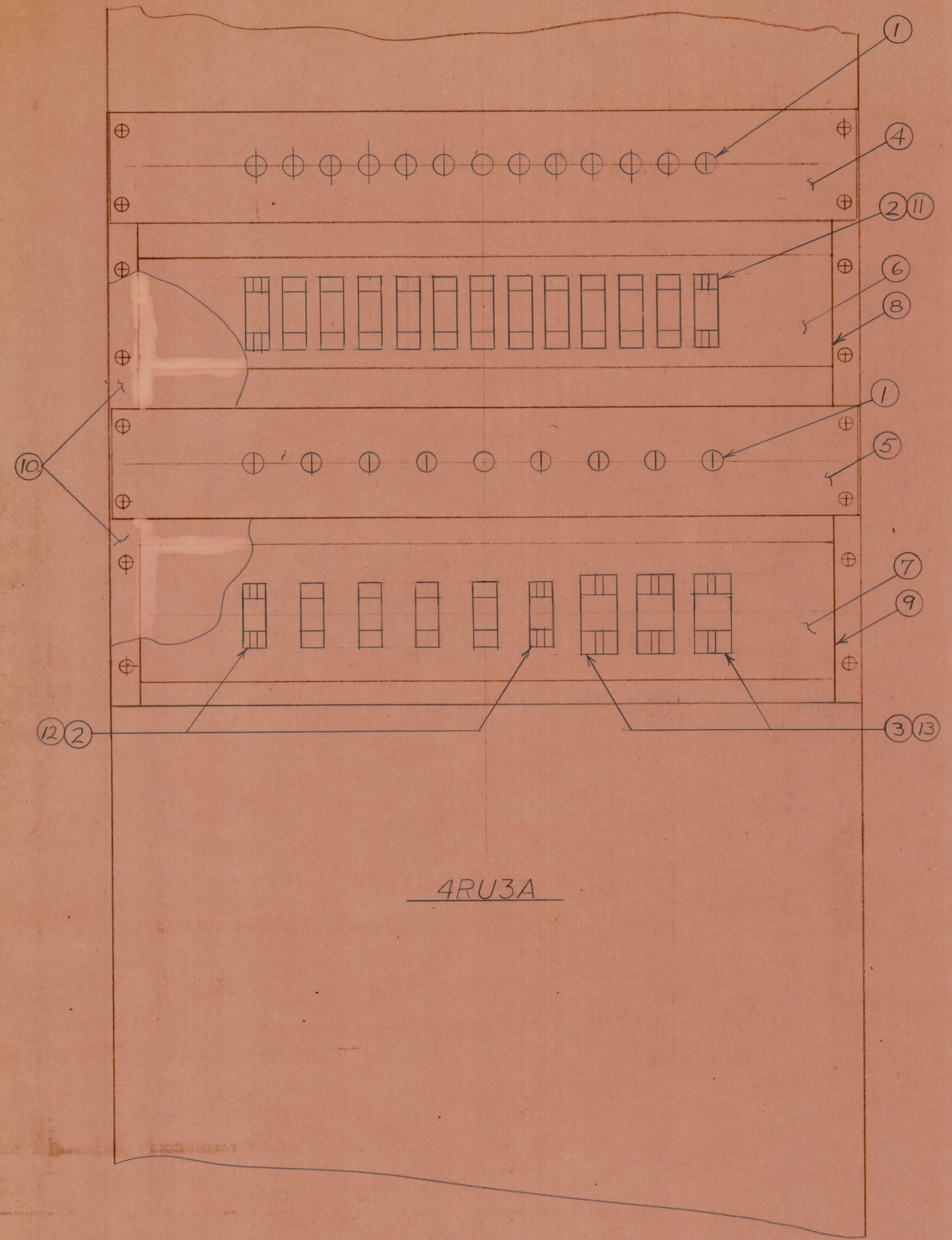
**FINISH**

QTY REQ	QTY REQ	QTY REQ	ITEM	PART NO.	MANUFACTURER	DESCRIPTION	SYM

PARTS LIST			
DRAWN	DATE	THE TMC SYSTEMS AND POWER CORPORATION	
CHECKED	DATE	SPRINGFIELD, VIRGINIA	
D. ENG.	DATE	LIGHT & FUSE BOARD	
P. ENG.	DATE	ASSY. #4RU4B-4RU3B-4RU4A	
P. MGR.	DATE	SIZE	CODE IDENT NO
CHIEF, ENG. DEPT.	DATE	D	24146
		DWG. NO.	AX 716
		SCALE	SHEET 1 OF 4

REVISIONS						
ZONE	LTR	DESCRIPTION	DATE	DRAFT	CHK'D	APPD



QTY REQ	QTY REQ	QTY REQ	ITEM	PART NO.	MANUFACTURER	DESCRIPTION	SYM
PARTS LIST							

INTERPRET DRAWING PER LISTED DOCUMENTS  
 DIMENSIONING MIL - STD - 8  
 SURFACE ROUGHNESS MIL - STD - 10  
 ABBREVIATIONS MIL - STD - 12  
 ELECTRONIC SYMBOLS MIL - STD - 13  
 WELDING SYMBOLS JAN - STD - 19

UNLESS OTHERWISE SPECIFIED DIMENSIONS ARE IN INCHES AND INCLUDE CHEMICALLY APPLIED OR PLATED FINISHES REMOVE ALL BURRS AND SHARP EDGES

TOLERANCES ON FRACTIONS ANGLES DECIMALS

MATERIAL FINISH

NOTICE TO PERSONS RECEIVING THIS DRAWING THE TMC SYSTEMS AND POWER CORPORATION claims proprietary right in the material disclosed hereon. This drawing is issued in confidence for engineering information only and may not be reproduced or used to manufacture anything shown hereon without permission from THE TMC SYSTEMS AND POWER CORPORATION to the user. This drawing is loaned for mutual assistance and is subject to recall at any time.

DRAWN JPW DATE 1-26-71  
 CHECKED JPM DATE 1-27-71  
 D. ENG. JPW DATE 1-26-71  
 P. ENG. DATE  
 P. MGR. DATE  
 CHIEF, ENG. DEPT. DATE 2/26/71

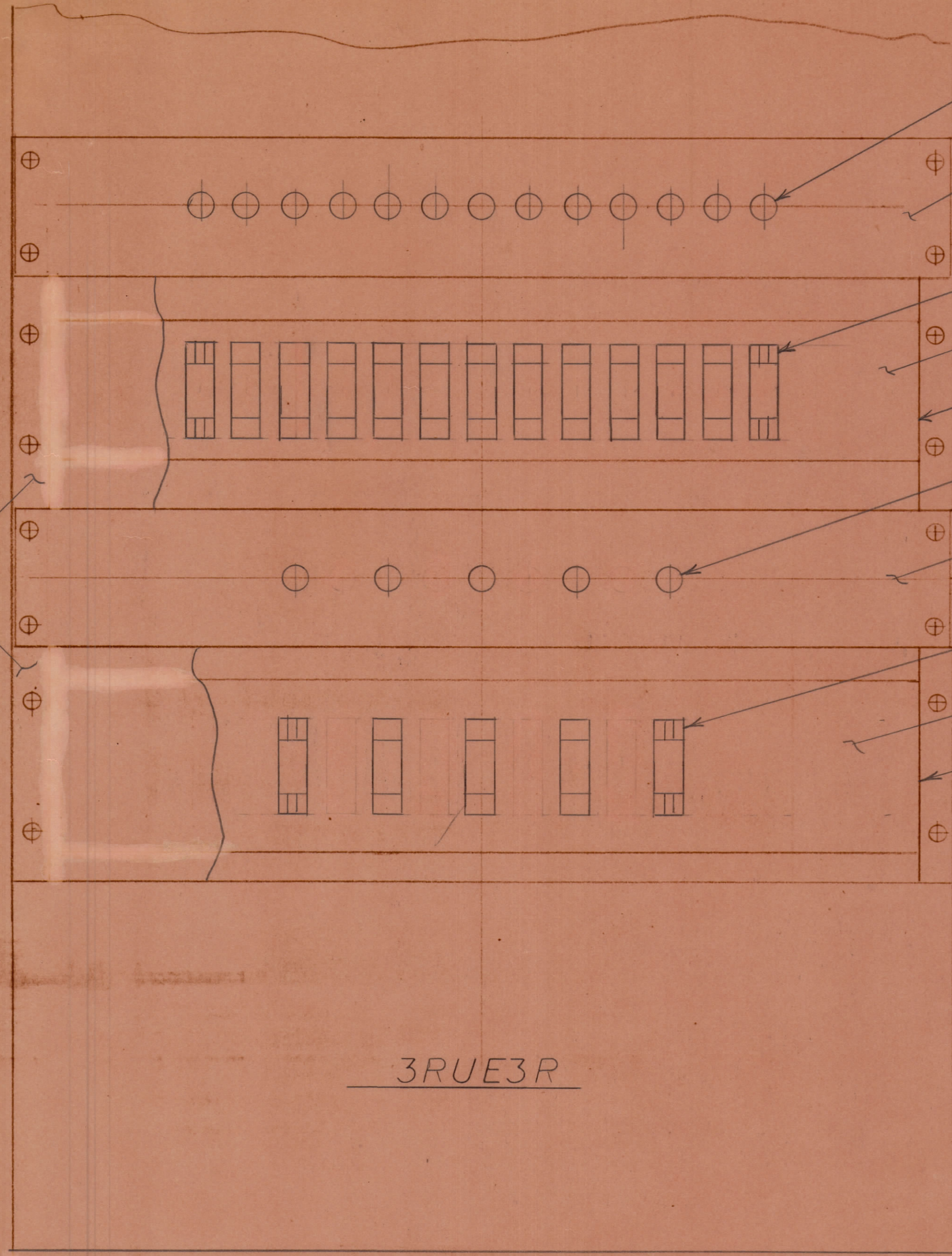
THE TMC SYSTEMS AND POWER CORPORATION  
 SPRINGFIELD, VIRGINIA

LIGHT & FUSE BOARD  
 ASSY. # 4RU3A - 4RU1

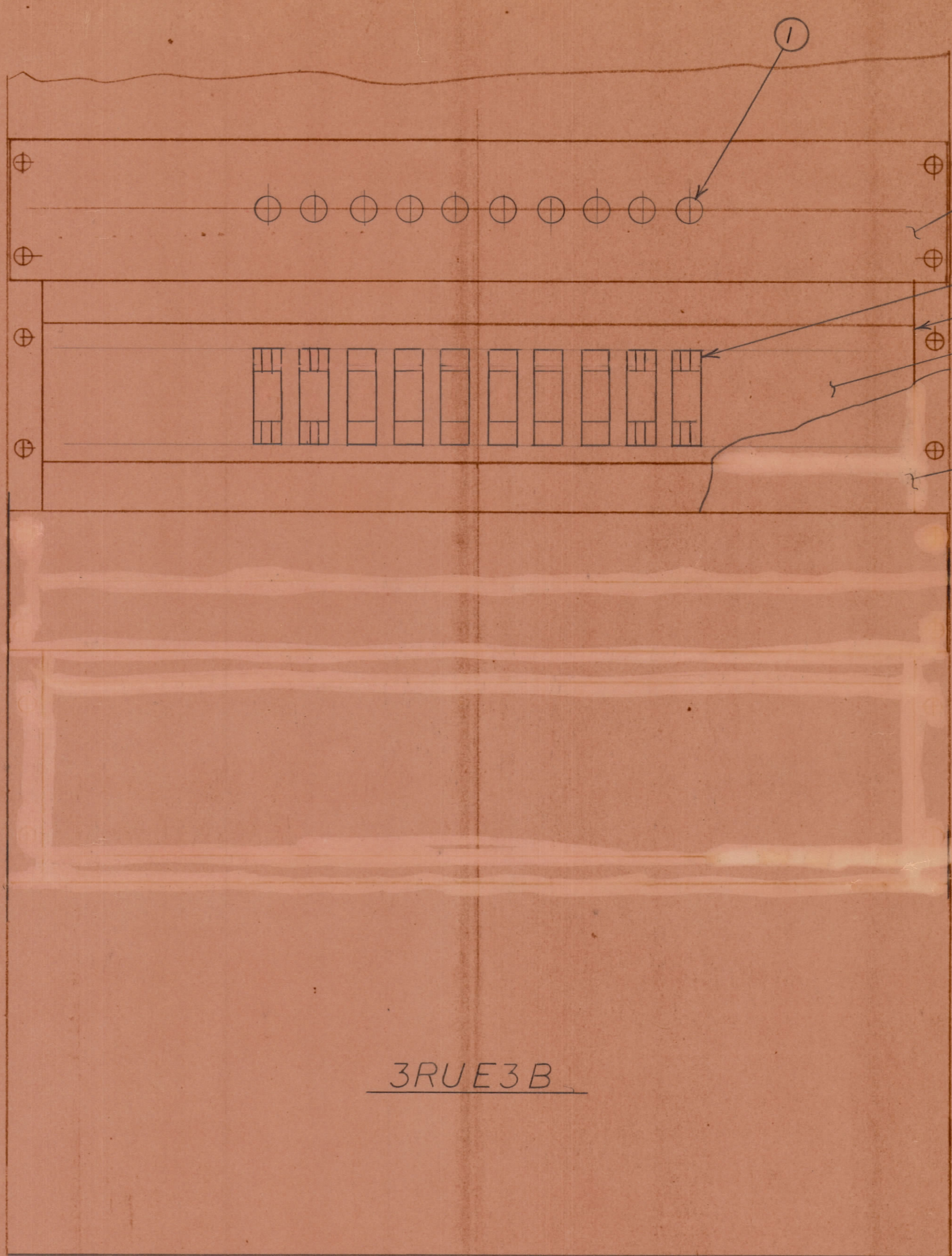
SIZE CODE IDENT NO DWG. NO. REV  
 D 24146 AX716

SCALE HALF SHEET 2 OF 4

REVISIONS					
ZONE	LTR	DESCRIPTION	DATE	DRAFT	CHK'D



3RUE3R



3RUE3B

QTY REQ	QTY REQ	QTY REQ	ITEM	PART NO.	MANUFACTURER	DESCRIPTION	SYM
PARTS LIST							
INTERPRET DRAWING PER LISTED DOCUMENTS DIMENSIONING MIL - STD - 8 SURFACE ROUGHNESS MIL - STD - 10 ABBREVIATIONS MIL - STD - 12 ELECTRONIC SYMBOLS MIL - STD - 15 WELDING SYMBOLS JAN - STD - 19				UNLESS OTHERWISE SPECIFIED DIMENSIONS ARE IN INCHES AND INCLUDE CHEMICALLY APPLIED OR PLATED FINISHES REMOVE ALL BURRS AND SHARP EDGES TOLERANCES ON FRACTIONS ANGLES DECIMALS MATERIAL FINISH			
NEXT ASSY		USED ON		APPLICATION		NOTICE TO PERSONS RECEIVING THIS DRAWING THE TMC SYSTEMS AND POWER CORPORATION claims proprietary right in the material disclosed herein. This drawing is issued in confidence for engineering information only and may not be reproduced or used to manufacture anything shown herein without permission from THE TMC SYSTEMS AND POWER CORPORATION to the user. This drawing is loaned for mutual assistance and is subject to recall at any time.	
DRAWN		DATE		THE TMC SYSTEMS AND POWER CORPORATION SPRINGFIELD, VIRGINIA		LIGHT & FUSE BOARD ASSY #3RUE3R & 3RUE3B	
CHECKED		DATE		SIZE CODE IDENT NO DWG. NO.		REV	
D. ENG.		DATE		D 24146 AX716		SCALE HALF SHEET 3 OF 4	
P. ENG.		DATE		FINISH		SHEET 3 OF 4	
P. MGR.		DATE		FINISH		SHEET 3 OF 4	
CHIEF ENG/DEPT.		DATE		FINISH		SHEET 3 OF 4	