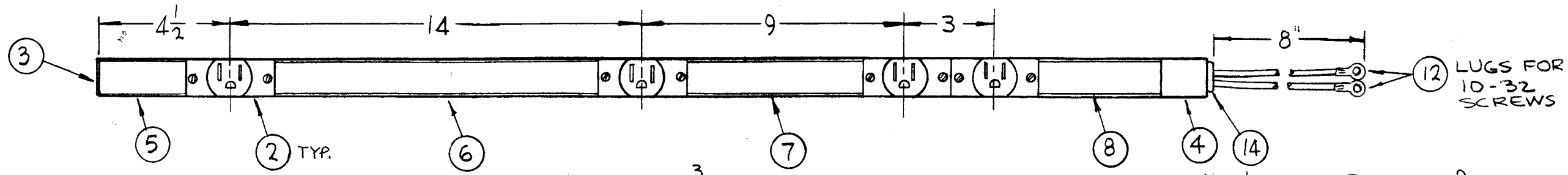



REVISIONS						
ZONE	LTR	DESCRIPTION	DATE	E.M.N.NO	DRAFT	CHKD APPD
	X	EXP. RELEASE	4-11-67			
	Ø	ORIG REL. FOR PRODUCTION	4-14-67		RG	

TOP VIEW



37 3/4 APPROX



BOTTOM VIEW

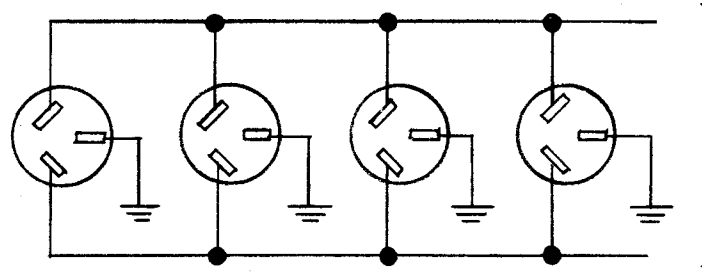
REQ'D	ITEM	PART NUMBER	DESCRIPTION	SYM.
X	15	BS100	SOLDER, TIN ALLOY	
X	14	EY102-8	GROMMET, RUB	
8	13	SCBP0832BN4	SCREW, MACHINE	
2	12	TE159-32960	TERM LUG NO. 10	
8	11	TE112-3	TERM LUG LKG	
X	10	MWC14 (19)U9	WIRE, ELEC, INS	WHT
X	9	MWC14 (19)U0	WIRE, ELEC, INS	BLK
1	8	PO163-4.250	COVER CND	
1	7	PO163-6.000		
1	6	PO163-11.000		
1	5	PO163-3.000	COVER CND	
1	4	PO162	CONDUIT OUTLET	
1	3	PO161	END FTG BLANK	
4	2	JJ337	CONN, RECP, ELEC	
1	1	MS1754	CND, AC STRIP	

F. BUDETTI LIST OF MATERIAL

THE TECHNICAL MATERIEL CORP. MAMARONECK, NEW YORK

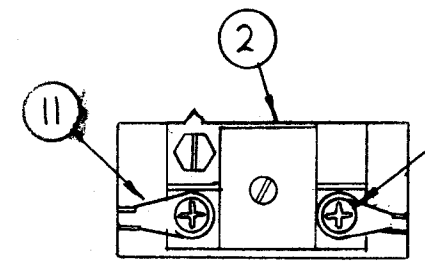
AC POWER STRIP ASS'Y

SIZE	CODE IDENT. NO.	DWG NO.	ISSUE
B	82679	AX674	Ø
SCALE	1:4	M/L	SHEET OF



SCHEMATIC DIAGRAM

115 VAC POWER



CONNECTOR DETAIL

NOTE: THIS DRAWING REPLACES AX 125 (A1697)

1	RAK-7	
QTY / UNIT	MODEL USED ON	ASS'Y NO.
	APPLICATION	
S401-451	CODE A	

NOTICE TO PERSONS RECEIVING THIS DRAWING THE TECHNICAL MATERIEL CORPORATION claims proprietary right in the material disclosed hereon. This drawing is issued in confidence for engineering information only and may not be reproduced or used to manufacture anything shown hereon without permission from THE TECHNICAL MATERIEL CORPORATION to the user. This drawing is loaned for mutual assistance and is subject to recall at any time.

UNLESS OTHERWISE SPECIFIED DIMENSIONS ARE IN INCHES AND INCLUDE CHEMICALLY APPLIED OR PLATED FINISHES

DECIMALS: .X ± .05, .XX ± .01, .XXX ± .005
 FRACTIONS: 1/64, ANGLES: 0° .30'

MATERIAL: FINISH S115 GREY ENAMEL