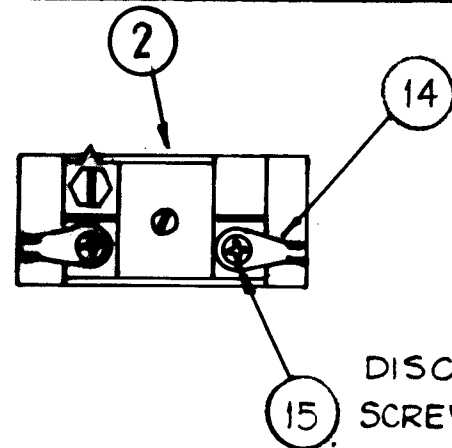
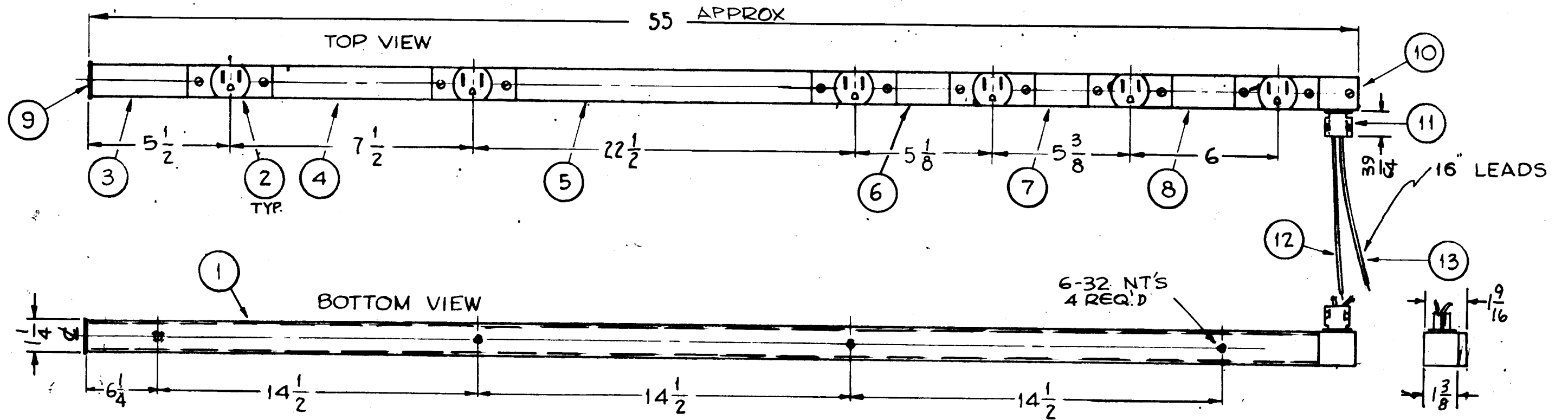
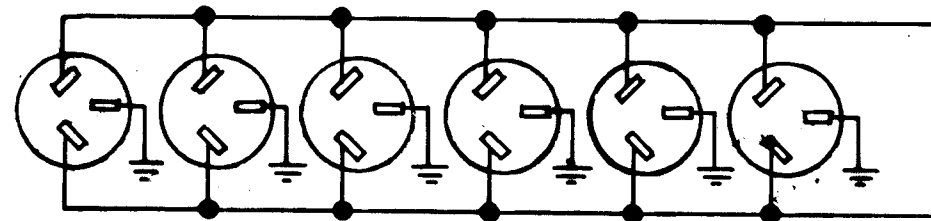


AX673 Ø



DISCARD EXISTING SCREWS AND REPLACE WITH ITEM 15.

HOOK - UP OF ITEM 2



SCHEMATIC

REQ. ITEM	PART NO.	F. BUDETTI DESCRIPTION	SYMBOL
X 16	BS-100	SOLDER, TIN ALLOY	
12 15	SCBP0832BN4	SCREW, MACHINE	
12 14	TE112-3	TERM, LUG, LKG	
X 13	MWC14(19)UO	WIRE ELECT, INS.	BLK
X 12	MWC14(19)U9	WIRE ELECT, INS	WHT
1 11	CU 113	BOX, CONN, ELEC	
1 10	PO162	CONDUIT, OUTLET	
1 9	PO161	END FTG, BLANK	
1 8	PO163-3.000	COVER, CND	
1 7	2.375		
1 6	2.125		
1 5	19.500		
1 4	4.500		
1 3	PO163-4.000	COVER, CND	
6 2	JJ 337	CONN RECP ELEC	
1 1	MS 2800	CND, AC STRIP	

NOTE:
THIS DRAWING REPLACES
AX 309 (A2267)

ISSUE	ITEM	CHANGED FROM	DATE	CH. NO.	DRAFTS	CHECKER	ENG. APP.
Ø		ORIG REL FOR PROD	4-14-67			R.G	
X		EXP. RELEASE	4-11-67				

TOLERANCES: DEC. DIM. ± 1/64, ANGULAR DIM. ±

SCALE: 1/4 - DO NOT SCALE ~

MAXIMUM ALLOWABLE TOLERANCES HAVE BEEN DETERMINED AND ANY DEVIATIONS WILL BE CAUSE FOR REJECTION. REMOVE ALL BURRS AND SHARP EDGES

1	RAK-20			4-11-67
REQ. PER UNIT	MODEL	PROJECT NO.	ASS'Y. NO.	DATE
	S401-451,			

THE TECHNICAL MATERIEL CORP. MAMARONECK, NEW YORK			
AC POWER STRIP ASS'Y			
TYPE & TEMPER	HEAT TREAT. SPEC.	DRAWN	CHECKED
5115 GREY ENAMEL			
FINISH & SPEC. NO.	ELEC. DES. APP.	MECH. DES. APP.	
			AX673 Ø