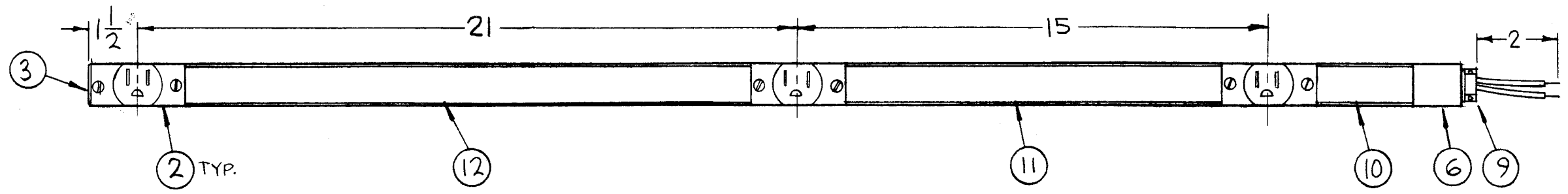
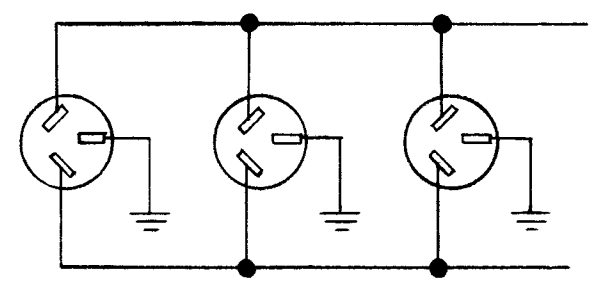
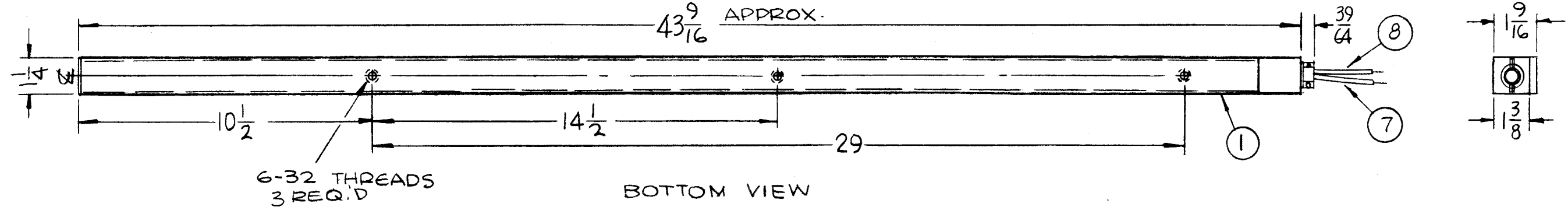


REVISIONS						
ZONE	LTR	DESCRIPTION	DATE	E.M.N.NO	DRAFT	CHKD APPD
	X	EXP. RELEASE	4-11-67		<i>RG</i>	<i>OC</i>
	Ø	ORIG RELEASE FOR PROD	4-14-67		RG	

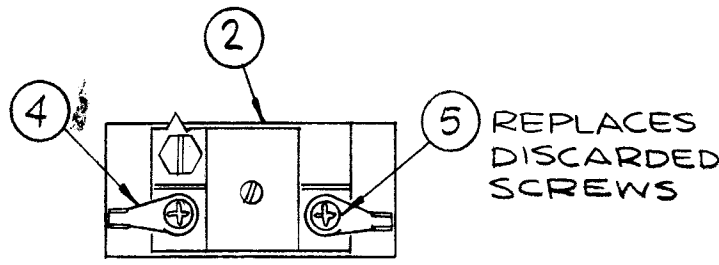
TOP VIEW



BOTTOM VIEW



SCHEMATIC DIAGRAM



CONNECTOR DETAIL

REQ'D	ITEM	PART NUMBER	DESCRIPTION	SYM.
X	13	BS100	SOLDER, TIN ALLOY	
1	12	PO163-18.000	COVER, CND	
1	11	PO163-12.000	COVER, CND	
1	10	PO163-3.000	COVER, CND	
1	9	CU113	BOX CONN, ELEC	
1	8	MWC14(19)U0	WIRE, ELEC, INS	BLK
1	7	MWC14(19)U9	WIRE, ELEC, INS	WHT
1	6	PO162	CONDUIT OUTLET	
6	5	SCBP0832BN4	SCREW, MACHINE	
6	4	TE112-3	TERM LUG LKG	
1	3	PO161	END FTG BLANK	
3	2	JJ337	CONN RECP ELEC	
1	1	MS2494	CND AC STRIP	

F. BUDETTI LIST OF MATERIAL

NOTE:
THIS DRAWING REPLACES
AX243 (A2037)

1	RAK-10	
QTY / UNIT	MODEL USED ON	ASS'Y NO.
APPLICATION		
5401-451	CODE A	

NOTICE TO PERSONS RECEIVING THIS DRAWING
 THE TECHNICAL MATERIEL CORPORATION claims proprietary right in the material disclosed hereon. This drawing is issued in confidence for engineering information only and may not be reproduced or used to manufacture anything shown hereon without permission from THE TECHNICAL MATERIEL CORPORATION to the user. This drawing is loaned for mutual assistance and is subject to recall at any time.

UNLESS OTHERWISE SPECIFIED
 DIMENSIONS ARE IN INCHES
 AND INCLUDE CHEMICALLY APPLIED
 OR PLATED FINISHES

DECIMALS	FRACTIONS
.X ± .05	1/64
.XX ± .01	TOLS. ANGLES
.XXX ± .005	0° .30'

MATERIAL
 FINISH
 S115 GREY ENAMEL

FINAL APPROVAL	DATE
<i>[Signature]</i>	4-11-67
MECH. DES.	DATE
<i>[Signature]</i>	4-11-67
ELECT. DES.	DATE
<i>[Signature]</i>	4-11-67
CHECKED	DATE
<i>[Signature]</i>	4-11-67
DRAWN	DATE
<i>[Signature]</i>	4-11-67

THE TECHNICAL MATERIEL CORP.
 MAMARONECK, NEW YORK

AC POWER STRIP ASS'Y

SIZE	CODE IDENT. NO.	DWG NO.	ISSUE
B	82679	AX672	Ø
SCALE	1:4	MIL <i>[Signature]</i>	SHEET OF