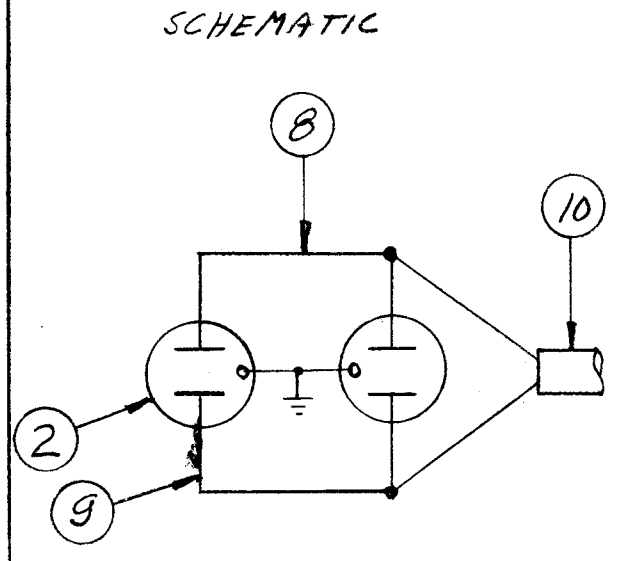
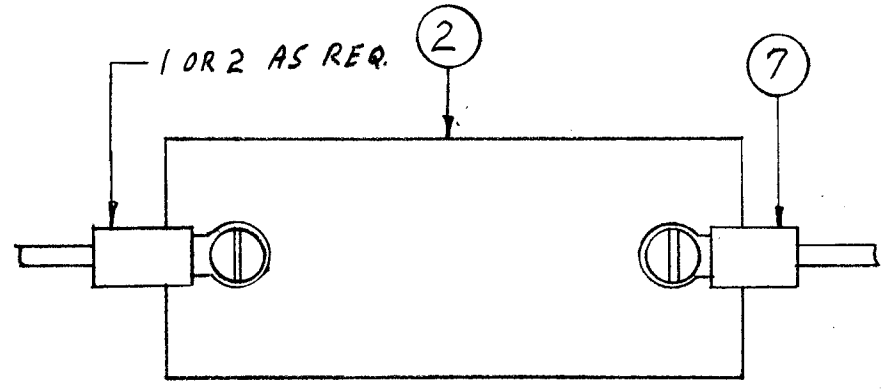
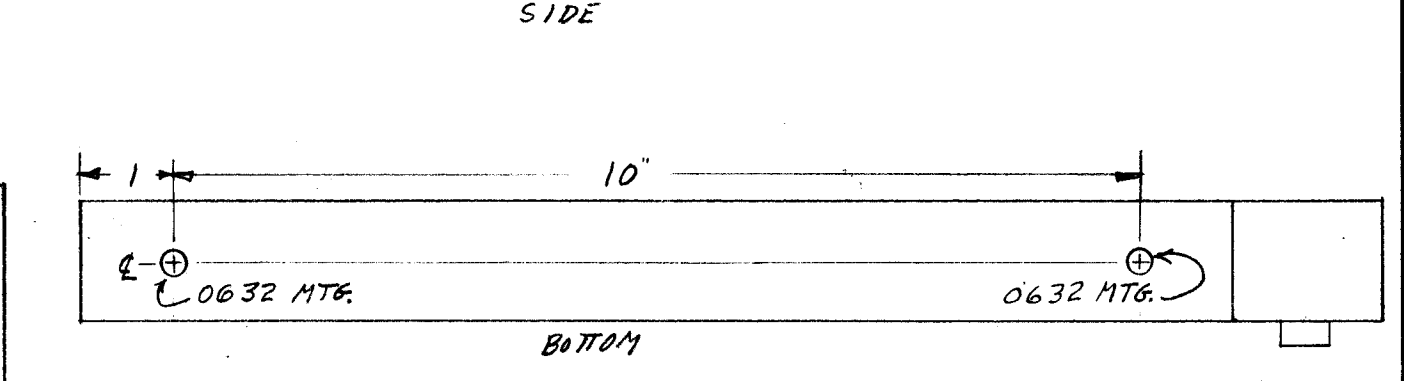
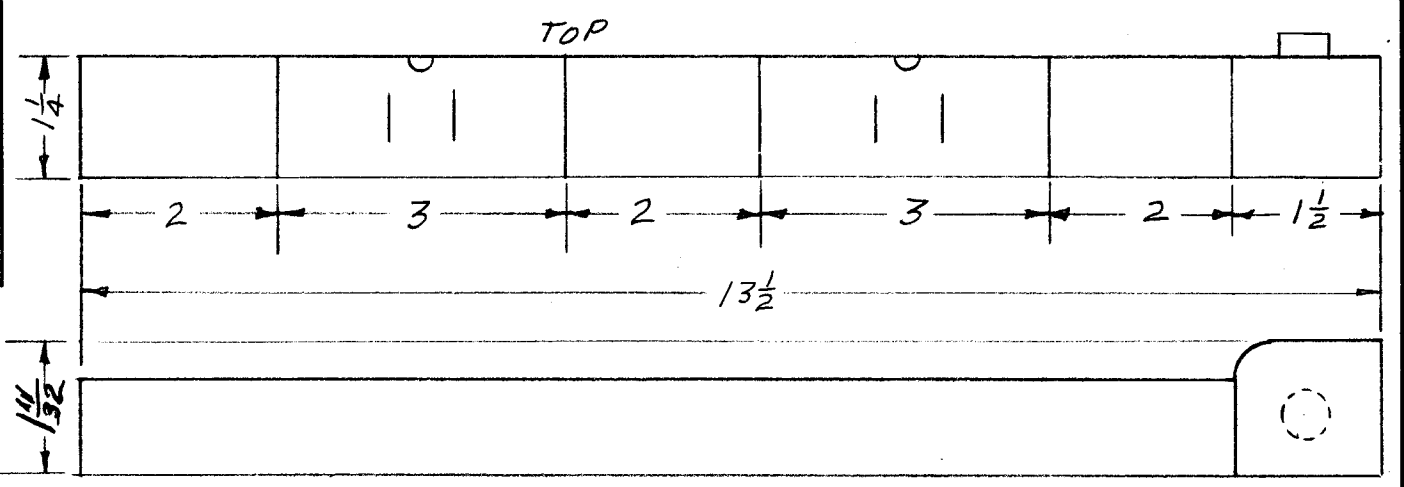


AX564

REVISIONS					
SYM	DESCRIPTION	DATE	E.M.N. NO.	DRAFT	CHKD APPD
X	EXPERIMENTAL RELEASE	3/8/65	-M	JCB	
Ø	ORIGINAL RELEASE FOR PRODUCTION	4/29/66	Ø	WFO	



REQ'D.	ITEM	PART NUMBER	DESCRIPTION	SYMBOL
	10	CA741-10	CABLE, ARMORED	
	9	MWC14(19)U9	CABLE, INSULATED	
	8	MWC14(19)U0	CABLE, INSULATED	
4	7	TE159-32957	LUG, CRIMP	
1	6	CV105	CLAMP, CABLE	
3	5	PO163-2.00	COVER, CONNECTOR STRIP	
1	4	PO162	END FITTING, CABLE ENTRY	
1	3	PO161	END FITTING, BLANK	
2	2	JJ294	RECEPTACLE, GROUNDING, 1/2"	
1	1	MS4393	AC STRIP	

B.N.A.P.		LIST OF MATERIAL	
MATERIAL		THE TECHNICAL MATERIEL CORP. MAMARONECK, NEW YORK	
FINISH		TITLE AC POWER STRIP	
UNLESS OTHERWISE SPECIFIED DIMENSIONS ARE IN INCHES AND INCLUDE CHEMICALLY APPLIED OR PLATED FINISHES		DRAWN JCB	DATE 4/29/66
DECIMALS .X ± .05 .XX ± .01 .XXX ± .005		CHECKED JCB	DATE 7/22/65
FRACTIONS ± 1/64 ANGLES ± 0° 30'		ELECT. DES. JCB	DATE
TOLERANCES		MECH. DES.	DATE
		FINAL APPROVAL JCB	
		DATE 4/29/66	
		SHEET AX564	
		REV. LTR. Ø	

NOTES

Q'TY./UNIT	MODEL USED ON	ASS'Y. NO.
1	TSTE-10K	AX563
SCALE	CODE	
THE CONTENTS OF THIS DRAWING ARE THE EXCLUSIVE PROPERTY OF THE TECHNICAL MATERIEL CORP. ITS UNAUTHORIZED USE OR REPRODUCTION IN WHOLE OR IN PART IS STRICTLY FORBIDDEN.		