
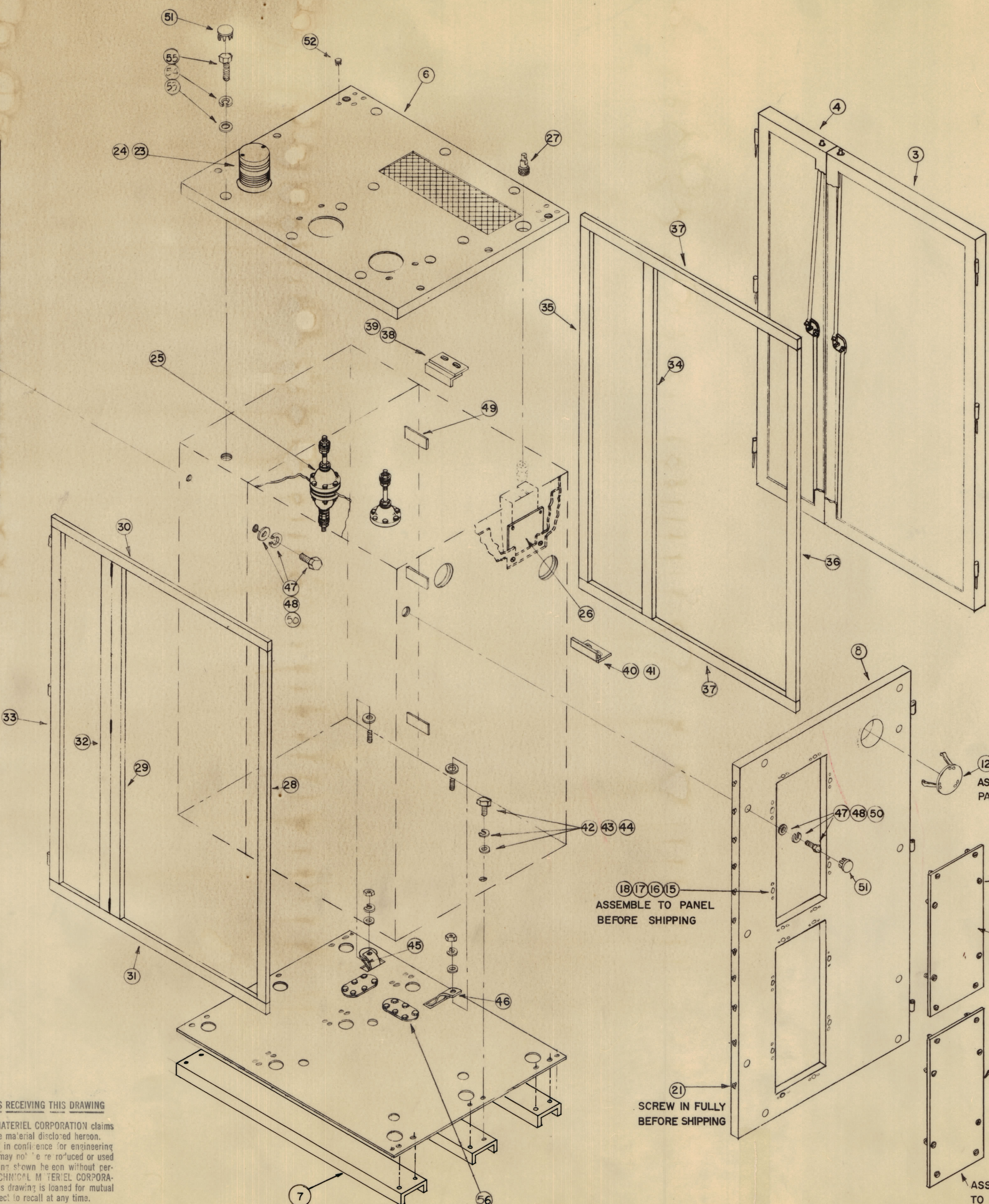
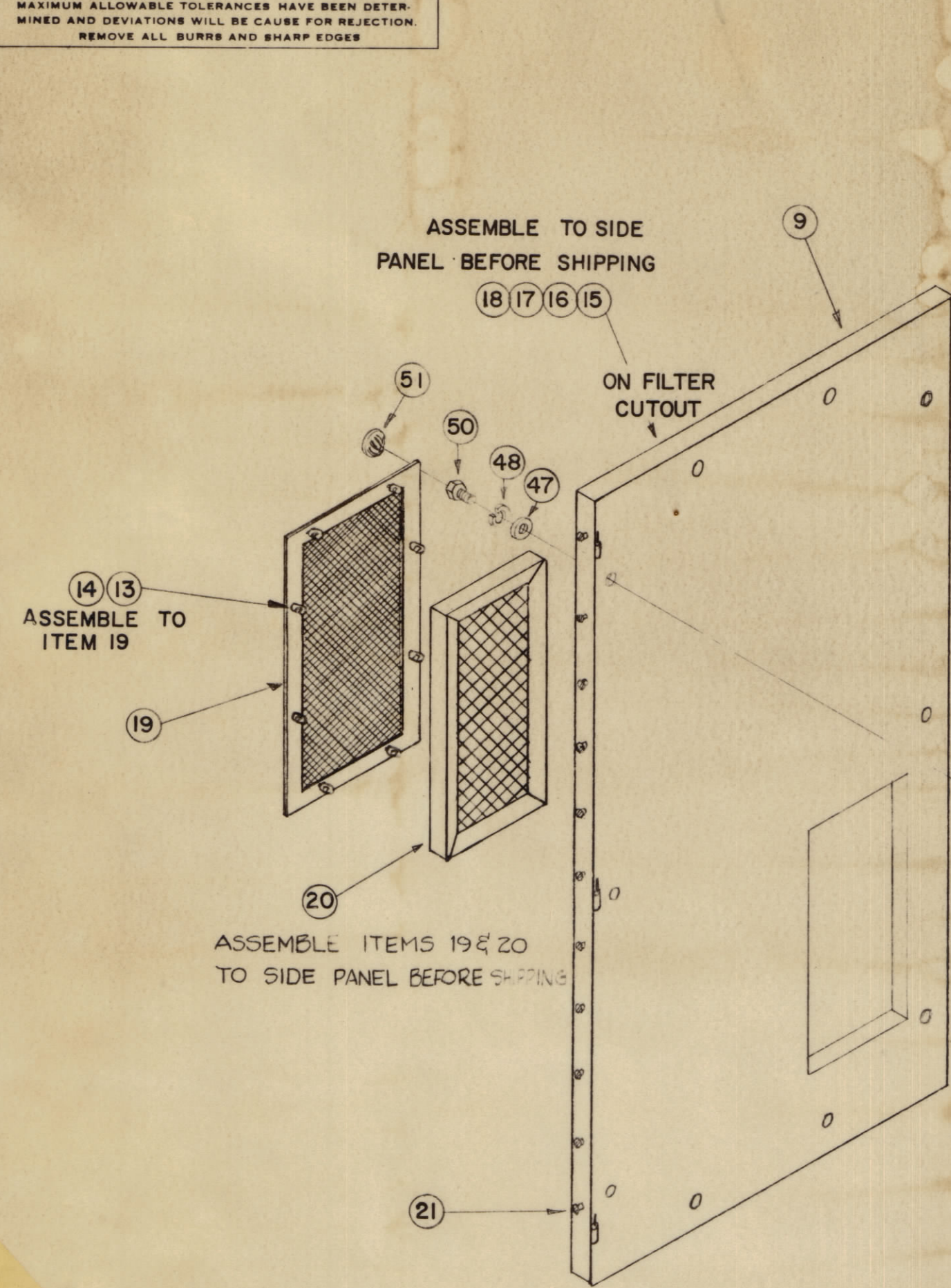


IF IT IS FOUND DESIRABLE TO CHANGE ANY TOLERANCE OR OTHER DETAIL SPECIFIED ON THIS DRAWING NOTIFY THE PURCHASER PROMPTLY.
 MAXIMUM ALLOWABLE TOLERANCES HAVE BEEN DETERMINED AND DEVIATIONS WILL BE CAUSE FOR REJECTION. REMOVE ALL BURRS AND SHARP EDGES.



NOTICE TO PERSONS RECEIVING THIS DRAWING
 THE TECHNICAL MATERIEL CORPORATION claims proprietary right in the material disclosed hereon. This drawing is issued in confidence for engineering information only and may not be reproduced or used to manufacture any item shown hereon without permission from THE TECHNICAL MATERIEL CORPORATION to the user. This drawing is loaned for mutual assistance and is subject to recall at any time.

Property of:
 THE TECHNICAL MATERIEL CORPORATION
 MAMARONECK, NEW YORK

REQ. ITEM	PART NO.	DESCRIPTION	SYMBOL
2	56	MS-1850-A	PLATE, ACCESS, ALUMINUM
12	55	FW25H8N	WASHER, FLAT
12	54	LWS20MRN	LOCKWASHER, SPLIT
12	53	SCHH25208N10	BOLT, HEX HEAD 1/4-20
5	52	HB-101-3	PLUG, BUTTON 1/2"
26	51	HB-101-6	PLUG, BUTTON 7/8
20	50	FW31H8N	WASHER, FLAT
3	49	MS-1698	BRACKET, TRIM STRIP
30	48	LWS31MSN	LOCKWASHER, SPLIT 5/16
30	47	SCHH31185N16	BOLT, HEX HEAD, 5/16-18x1 1/4
1	46	MS-1753-2-30	GROUND STRAP 30" lq.
1	45	MS-1753-2-18	GROUND STRAP 18" lq.
24	44	FW37H8N	WASHER, FLAT 3/8
24	43	LWS37MSN	LOCKWASHER, SPLIT 3/8
24	42	SCHH37165N24	BOLT, HEX HEAD 3/8-16 1/2 lq.
1	41	MS-2123	DOOR LATCH MTG. BRACKET
1	40	MS-2122	DOOR LATCH STOP, BOTTOM
1	39	MS-1661	DOOR LATCH MTG. BRACKET, TOP
1	38	MS-1660	DOOR LATCH STOP, TOP
2	37	MS-1672	TRIM, REAR, TOP & BOTTOM
1	36	MS-1671	TRIM, REAR, MAIN FRAME
1	35	MS-1670	TRIM, REAR, AUX FRAME
1	34	MS-1669	TRIM, REAR CENTER
1	33	MS-1920	TRIM, HINGED, LEFT, AUX.
1	32	MS-1637	TRIM, HINGED, RIGHT SIDE AUX.
1	31	MS-1636	TRIM, FRONT, BOTTOM
1	30	MS-1635	TRIM, FRONT, TOP
1	29	MS-1634	TRIM, FRONT, LEFT SIDE, MAIN
1	28	MS-1633	TRIM, FRONT, RIGHT SIDE, MAIN
1	27	PL-149	CONNECTOR, PLUG, QDS
1	26	MS-1665	PLATE, BLANK, UNBAL. OUTPUT
2	25	AX-159	INSULATOR BOWL ASSEMBLY
1	24	BI-106-1	LAMP, INCANDESCENT
1	23	AX-124	HV LAMP SOCKET ASSEMBLY
22	22		
22	21	SCB510328N8	SCREW, MACHINE
1	20	AD-103-1	FILTER, AIR
1	19	MS-2255	COVER, FILTER, PERFORATED
48	18	NTH03488N6	NUT, HEX
48	17	LWS03MRN	LOCKWASHER, SPLIT
48	16	SCFS03488N6	SCREW, MACHINE
24	15	FS-102-1	SPRING, "S" TYPE
24	14	FS-110-1	STUD, SLOTTED HEAD
24	13	FS-109-3	RING, STUD RETAINING
1	12	MS-2258	COVER, UNBAL. OUTPUT
2	11	MS-2256	COVER, FILTER, BLANK
22	10	SCFS10328N6	SCREW MACHINE, F.H., 10-32x3/8 lq.
1	9	MS-2117	PANEL, LEFT SIDE, AUX. FRAME
1	8	MS-2116	PANEL, RIGHT SIDE, MAIN FRAME
3	7	MS-1459	CHANNEL
1	6	MS-1699	PANEL, TOP
1	5	MS-2175	SHIELD, BASE
1	4	MS-1648	DOOR, REAR, AUX. FRAME
1	3	MS-1647	DOOR, REAR, MAIN FRAME
2	2		
1	1		

AX-307

ISSUE	ITEM	CHANGED FROM	DATE	CH. NO.	DRAFTS	CHECKER	ENG. APP.
ALL OTHERS		DEC. DIM. ± FRAC. DIM. ± ANGULAR DIM. ±					
TOLERANCES		SCALE:					
		DRILL PUNCH, COMMERCIAL STOCK SIZES AND MANUFACTURERS TOLERANCES ARE NOT INCLUDED.					

1	GPT-HOKAC	PROJECT NO.	1-4-62
REQ. PER UNIT	MODEL	ASSY. NO.	DATE
USED ON			

REQ. ITEM	PART NO.	DESCRIPTION	SYMBOL
THE TECHNICAL MATERIEL CORP. MAMARONECK, NEW YORK			
CABINET ENCLOSURES AND ACCESSORIES			
STOCK SIZE		MATERIAL WEIGHT PER PC.	
TYPE & TEMPER		CHECKED	
HEAT TREAT. SPEC.		FINISH APPROVAL	
FINISH & SPEC. NO.		AX-307	