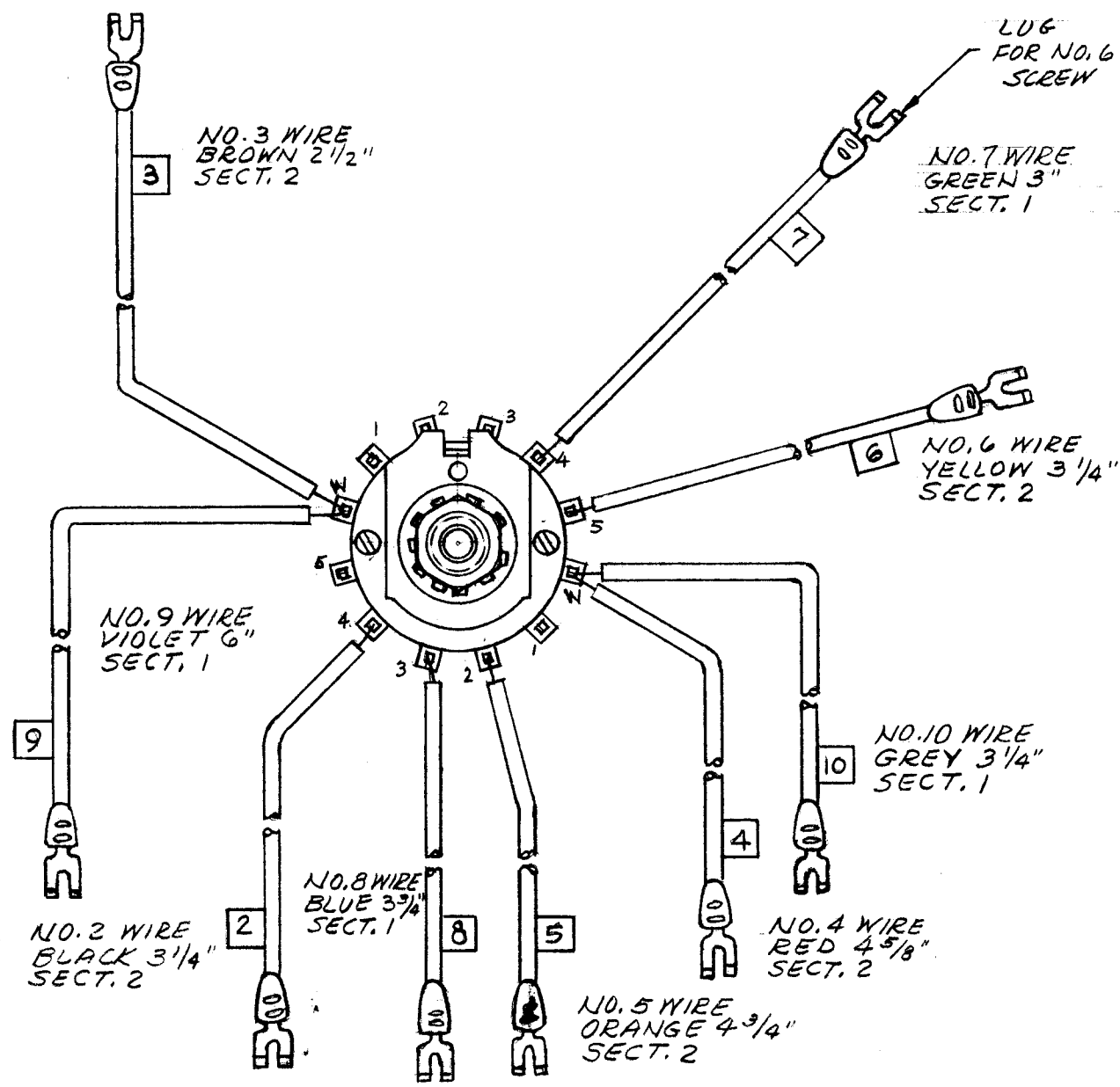
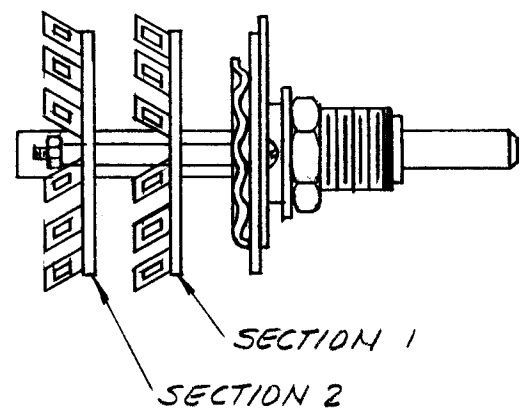


AS-122



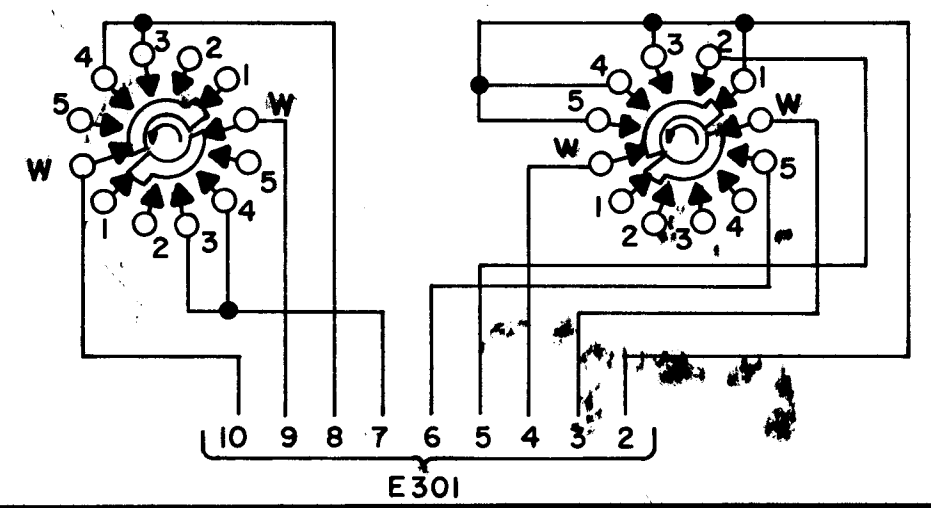
ELECTRICAL SPECIFICATIONS

NO. OF SECTIONS - 2
NO. OF POSITIONS - 5
ANGLE OF THROW - 30°
CONTACTS & ROTORS NON SHORTING

MECHANICAL SPECIFICATIONS

MATERIALS -
CONTACTS - SILVER PLATED BRASS
INSULATION - BAKELITE

NOTE:
SWITCH SUPPLIED WITH LEADS ATTACHED AS SHOWN, TO FACILITATE EASE OF MAINTENANCE



SYM	DESCRIPTION	DATE	CH. NO.	DRAFTS	CHECKER	ENG. APP.
UNLESS OTHERWISE SPECIFIED:		SCALE:	NPL 2A-2167			
DIMENSIONS ARE IN INCHES		MAXIMUM ALLOWABLE TOLERANCES HAVE BEEN DETERMINED AND ANY DEVIATIONS WILL BE CAUSE FOR REJECTION. REMOVE ALL BURRS AND SHARP EDGES				
TOLERANCES ON FRACTIONS ± 1/64 DECIMALS ± .005 ANGLES ± 1/2°		REQ. PER UNIT	MODEL	SECTION	ASS'Y. NO.	DATE

REQ. ITEM	PART NO.	DESCRIPTION	SYMBOL
STOCK SIZE		THE TECHNICAL MATERIEL CORP. MAMARONECK, NEW YORK	
MATERIAL		MODE, SWITCH	
TYPE & TEMPER	HEAT TREAT. SPEC.	DRAWN	CHECKER
		AB	RUZZO
FINISH & SPEC. NO.		ELEC. DES. APP.	MECH. DES. APP.
		RD	RL

1	MCP-3		9-8-61
USED ON			
AS-122			