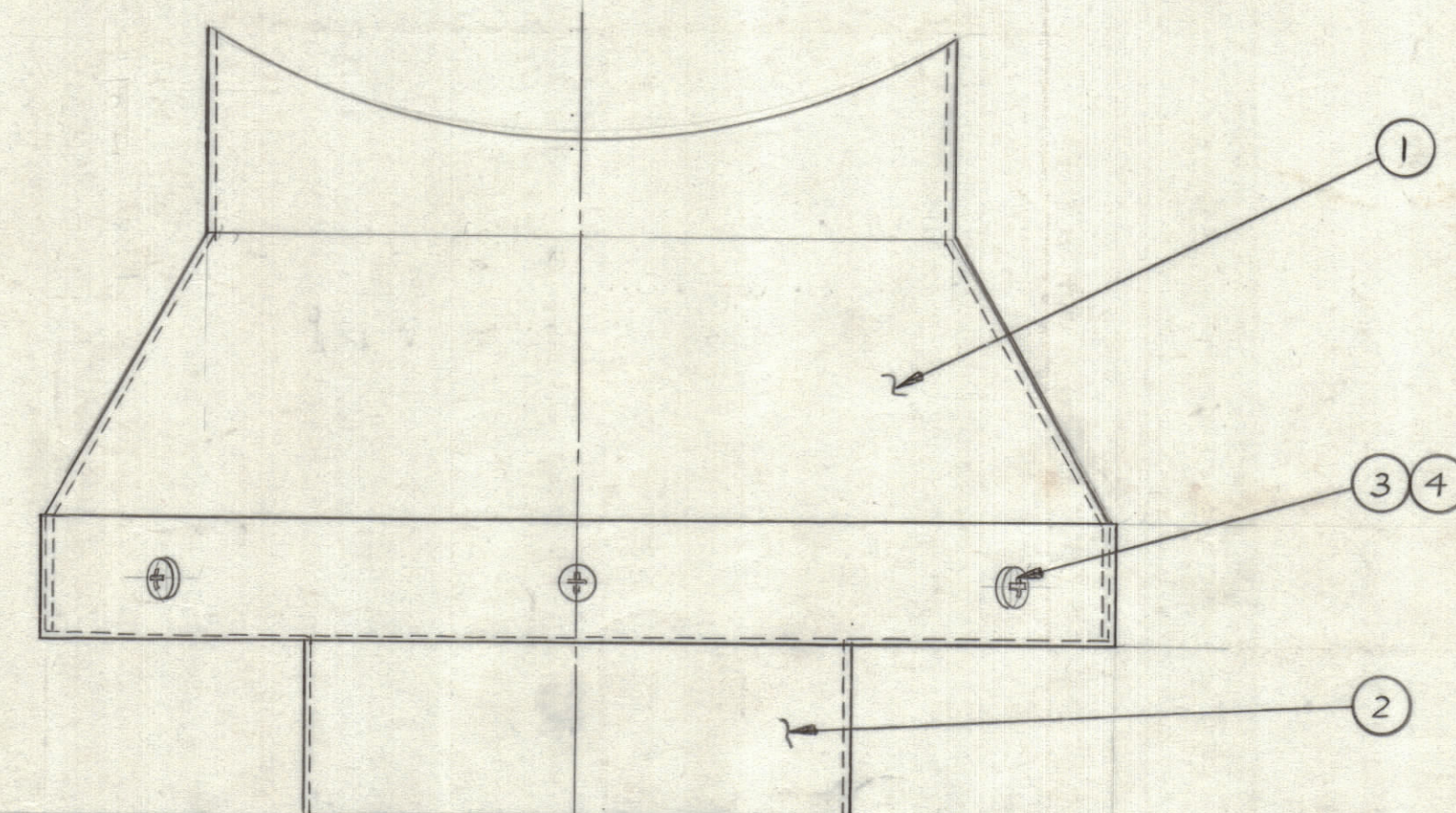
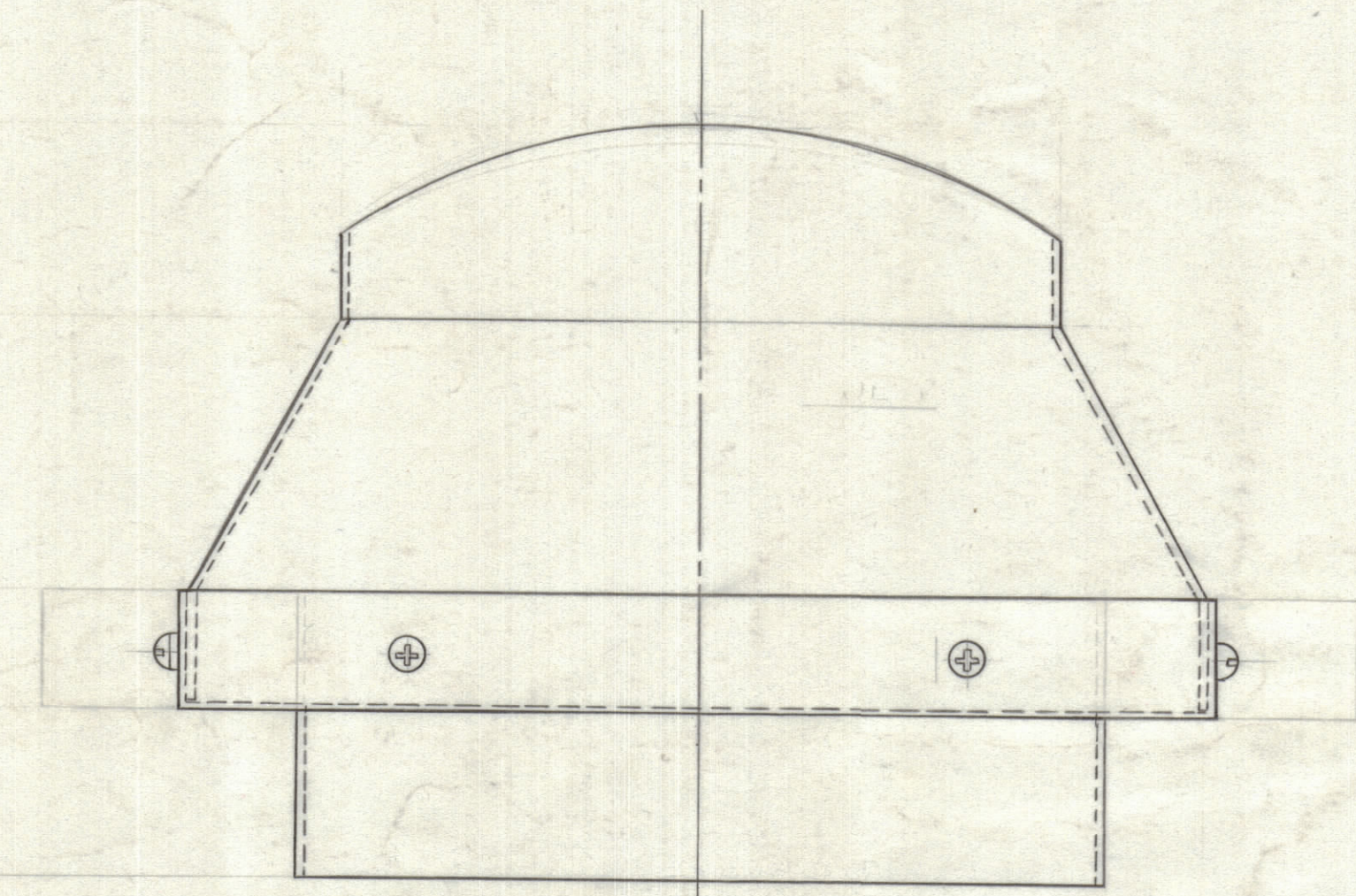


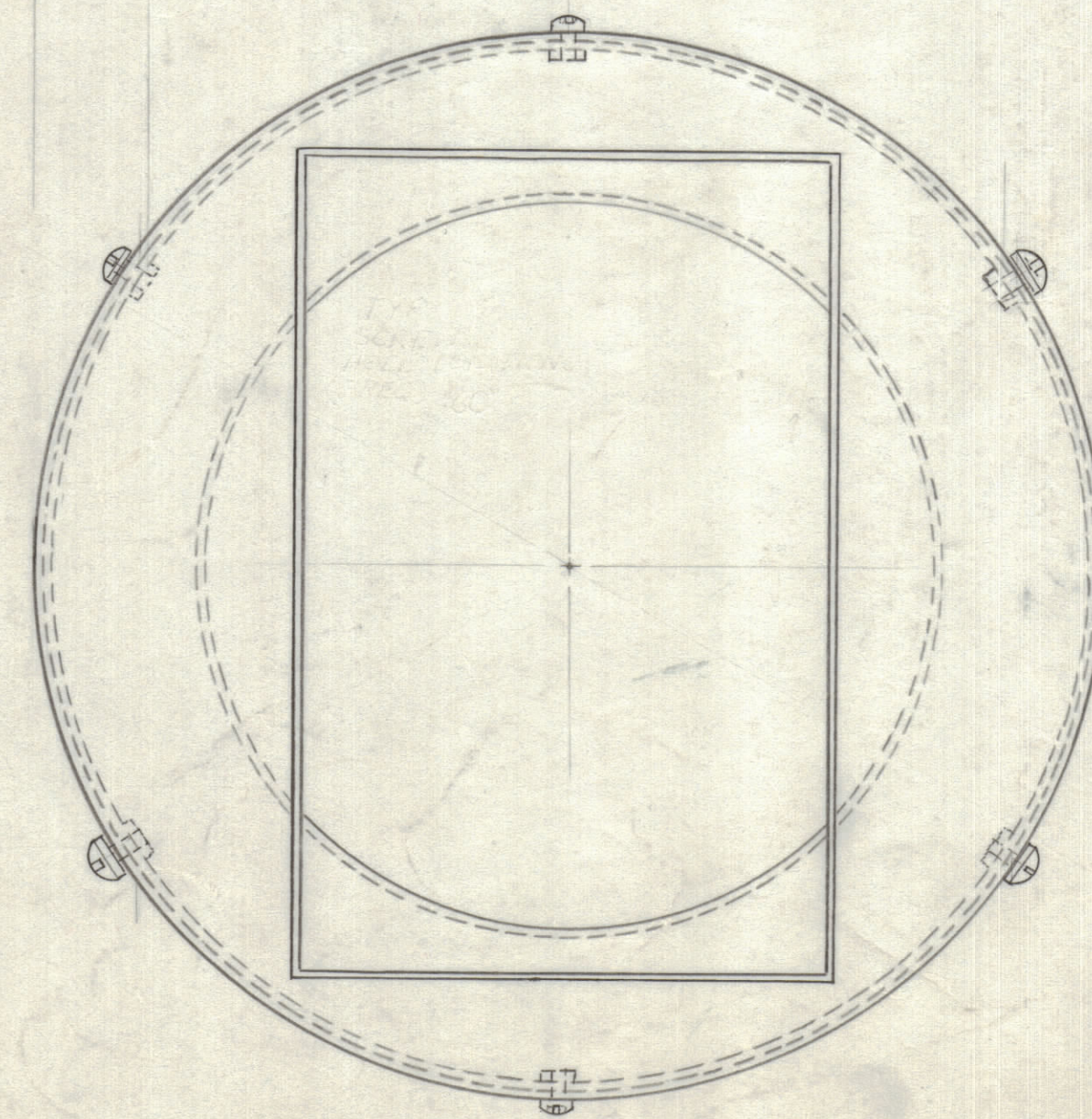
REVISIONS							
ZONE	LTR	DESCRIPTION	DATE	E.M.N.NO	DRAFT	CHKD	APPD
	Ø	ORIGINAL RELEASE FOR PRODUCTION	7/23/69			W	



FRONT VIEW



SIDE VIEW



BOTTOM VIEW

QTY REQ.	ITEM	PART NO.	DESCRIPTION	SYMBOL
6	4	NTH0832 BN8	NUT	
6	3	SCBPO832 BN6	SCREW	
1	2	PX 8007	DUCT	
1	1	PX8008	LOWER DUCT	

LIST OF MATERIAL

QTY / UNIT	MODEL USED ON	ASSY NO.
1	SPT 3K-VHF	AX8090

APPLICATION

NOTICE TO PERSONS RECEIVING THIS DRAWING
 THE TECHNICAL MATERIEL CORPORATION claims proprietary right in the material disclosed hereon. This drawing is issued in confidence for engineering information only and may not be reproduced or used to manufacture anything shown hereon without permission from THE TECHNICAL MATERIEL CORPORATION to the user. This drawing is loaned for mutual assistance and is subject to recall at any time.

UNLESS OTHERWISE SPECIFIED DIMENSIONS ARE IN INCHES AND INCLUDE CHEMICALLY APPLIED OR PLATED FINISHES	
DECIMALS	FRACTIONS
X ± .05	± 1/64
.XX ± .01	ANGLES
.XXX ± .005	± 0° -30'

FINAL APPROVAL	DATE
<i>[Signature]</i>	4/23/69
MECH. DES.	DATE
<i>[Signature]</i>	
ELECT. DES.	DATE
CHECKED	DATE
DRAWN	DATE
C. Grab	7/23/69

THE TECHNICAL MATERIEL CORP. MAMARONECK, NEW YORK			
AIR DUCT ASSY.			
SIZE	CODE IDENT. NO.	DWG NO.	ISSUE
D	82679	A8103	Ø
SCALE			SHEET 1 OF 1