

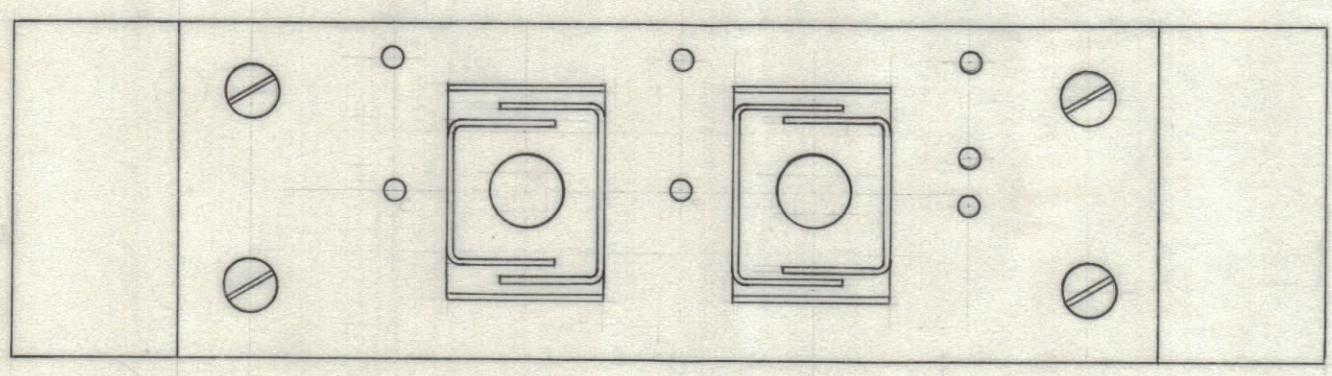
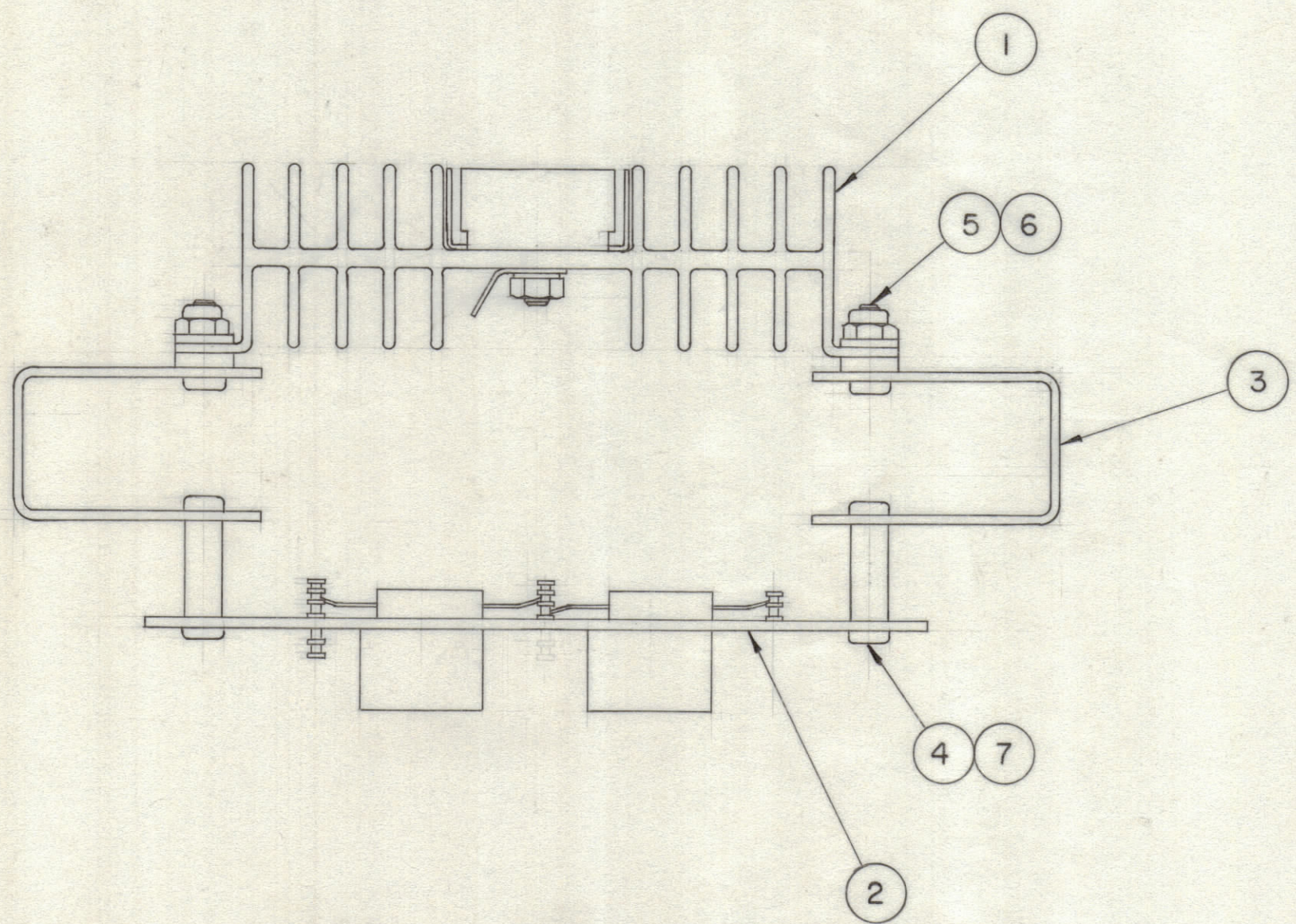
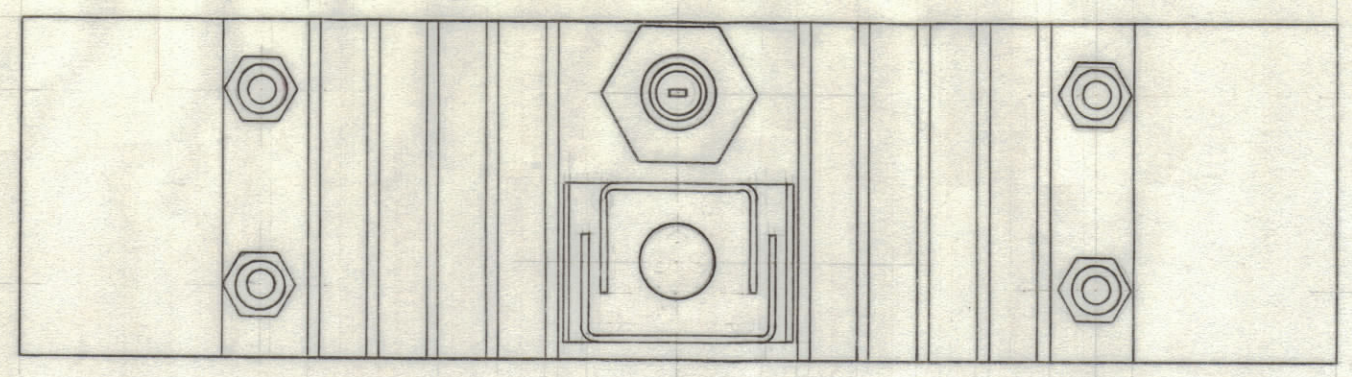
4

3

2

1

REVISIONS						
ZONE	LTR	DESCRIPTION	DATE	E.M.N.NO	DRAFT	CHKD APPD
	X	DWG WAS 40N12C7182	8/15/68		C. G. ROEB	
		ORIGINAL RELEASE FOR PRODUCTION	10/9/69		RG	



NOTES
 1 PURCHASED FROM ELASTIC STOP NUT CORP, UNION, NEW JERSEY
 2 PURCHASED FROM H H SMITH INC, BROOKLYN, NEW YORK 11207

REFERENCE DRAWINGS
 SCHEMATIC - VIDEO MODULATOR CK8142

QTY. REQ.	ITEM	PART NO.	DESCRIPTION	SYMBOL
4	7	TE0632 BNO.625R4	SPACER, BRASS CAD, 1/4 CD X 5/8 LG, THD	NOTE 2
4	6	SM1275632	NUT, SELF-LOCKING, BRASS CAD, 5/16 X 3/8 UNF-3A	NOTE 1
4	5	SCBP0632BN8	SCREW PAN HD, BRASS NI PL, 6-32UNC-3A X 1/2 LG	
8	4	SCBP0632BN4	SCREW PAN HD, BRASS NI PL, 6-32UNC-3A X 1/4 LG	
2	3	MS8377	HEAT SINK SUPPORT BRACKET	
1	2	A8092	FEEDBACK AMP BOARD ASSY	
1	1	A8091	INPUT AMP HEAT SINK ASSY	

QTY. REQ.	ITEM	PART NO.	DESCRIPTION	SYMBOL
LIST OF MATERIAL				
FINAL APPROVAL JFP [Signature] 7-15-68			THE TECHNICAL MATERIEL CORP. MAMARONECK, NEW YORK AMPLIFIER ASSEMBLY VIDEO MODULATOR	
MECH. DES. P.T. [Signature] 5-1-68				
ELECT. DES. [Signature]				
CHECKED JFP 7-15-68				
DRAWN WMLMCKINLEY 1 May '68			DATE	
MATERIAL			SIZE	
FINISH			CODE IDENT. NO.	
			DWG NO.	
			ISSUE	
			C 82679	A8093
			SCALE 1/1	SHEET 1 OF 1

1	SPT-3KVHF	AX8038
QTY / UNIT	MODEL USED ON	ASS'Y NO.
APPLICATION A8066		
CODE		
NOTICE TO PERSONS RECEIVING THIS DRAWING THE TECHNICAL MATERIEL CORPORATION claims proprietary right in the material disclosed hereon. This drawing is issued in confidence for engineering information only and may not be reproduced or used to manufacture anything shown hereon without permission from THE TECHNICAL MATERIEL CORPORATION to the user. This drawing is loaned for mutual assistance and is subject to recall at any time.		