


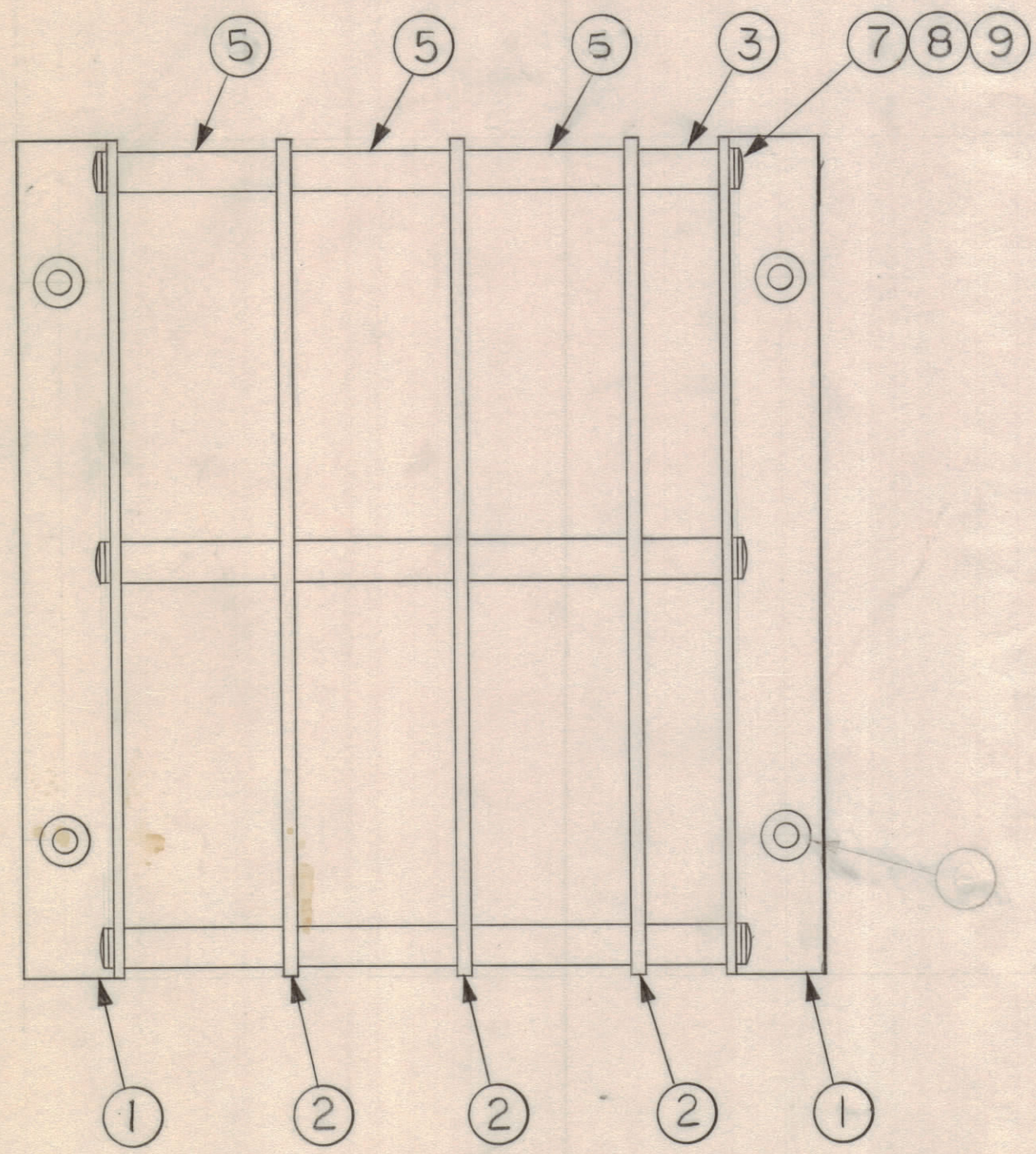
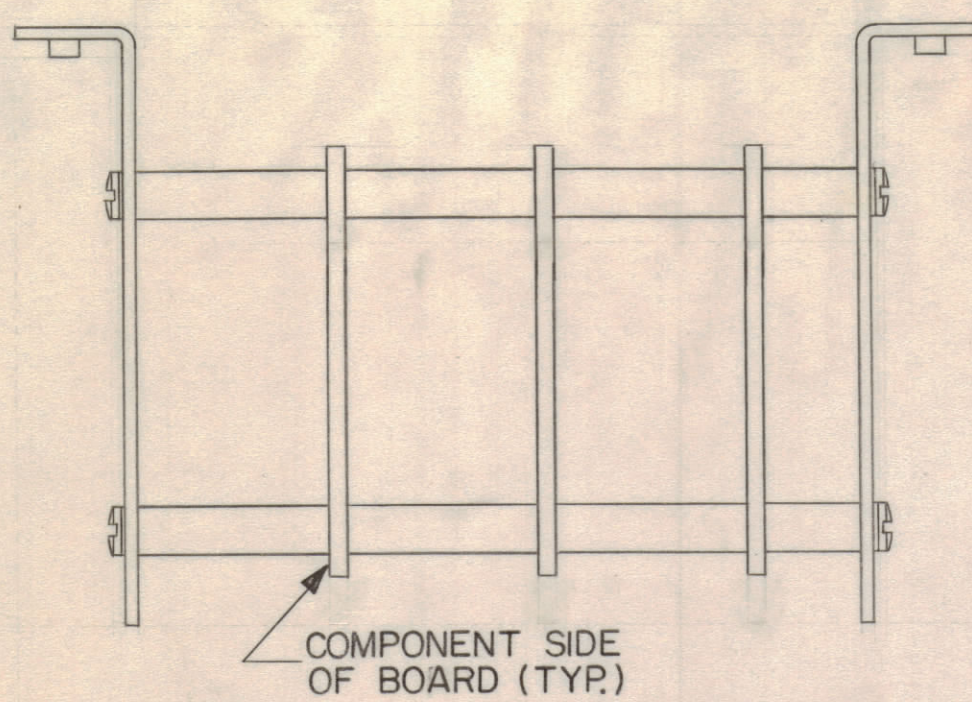
4

3

2

1

REVISIONS						
ZONE	LTR	DESCRIPTION	DATE	E.M.N.NO	DRAFT	CHKD APPD
	A	REVISED AND REDRAWN	4-18-68	-	DEL	DEL DEL
	X	DWG. No. WAS 40N12C7062	8-22-68		C. G. ROSS	
	Ø	ORIGINAL RELEASE FOR PRODUCTION	10/9/69		RG	
	A	ITEM 3 WAS TE117-3, ITEM 4 DELETED ITEM 5 WAS TE135-1	1-27-76	21351	G.D.L	a a



QTY. REQ.	ITEM	PART NO.	DESCRIPTION	SYMBOL
3	10	SCBP0632BN24	SCREW	
6	9	FW06MRN	WASHER, FLAT,	
6	8	LW106MRN	WASHER, INT TOOTH,	
3	7	SCBP0632BN32	SCREW,	
4	6	DELETED		
9	5	TE135-10	SPACER	
	4	DELETED		
3	3	TE135-3	SPACER	
3	2	A8076	RECT BRIDGE COMP BOARD ASSY	
2	1	MS8327	RECTIFIER SUPPORT BRACKET	

LIST OF MATERIAL			
FINAL APPROVAL	DATE	THE TECHNICAL MATERIEL CORP. MAMARONECK, NEW YORK RECTIFIER ASSEMBLY SCREEN SUPPLY	
<i>J.P. [Signature]</i>	5-1-68		
MECH. DES.	DATE		
<i>ReSmith</i>	4-17-68		
ELECT. DES.	DATE	SIZE CODE IDENT.NO. DWG NO. ISSUE C 82679 40 A8076 62 A	
CHECKED	DATE		
<i>ReSmith</i>	4-30-68		
DRAWN	DATE	SCALE SHEET OF	
<i>ROG</i>	4-18-68		

I	SPT-3KVHF	AP140
QTY / UNIT	MODEL USED ON	ASS'Y NO.
APPLICATION		
CODE		
NOTICE TO PERSONS RECEIVING THIS DRAWING THE TECHNICAL MATERIEL CORPORATION claims proprietary right in the material disclosed hereon. This drawing is issued in confidence for engineering information only and may not be reproduced or used to manufacture anything shown hereon without permission from THE TECHNICAL MATERIEL CORPORATION to the user. This drawing is loaned for mutual assistance and is subject to recall at any time.		

UNLESS OTHERWISE SPECIFIED DIMENSIONS ARE IN INCHES AND INCLUDE CHEMICALLY APPLIED OR PLATED FINISHES

TOLERANCES ON:

DECIMALS	FRACTIONS
.X ± .05	± 1/64
.XX ± .01	ANGLES
.XXX ± .005	± 0°-30'

MATERIAL

FINISH

A

A