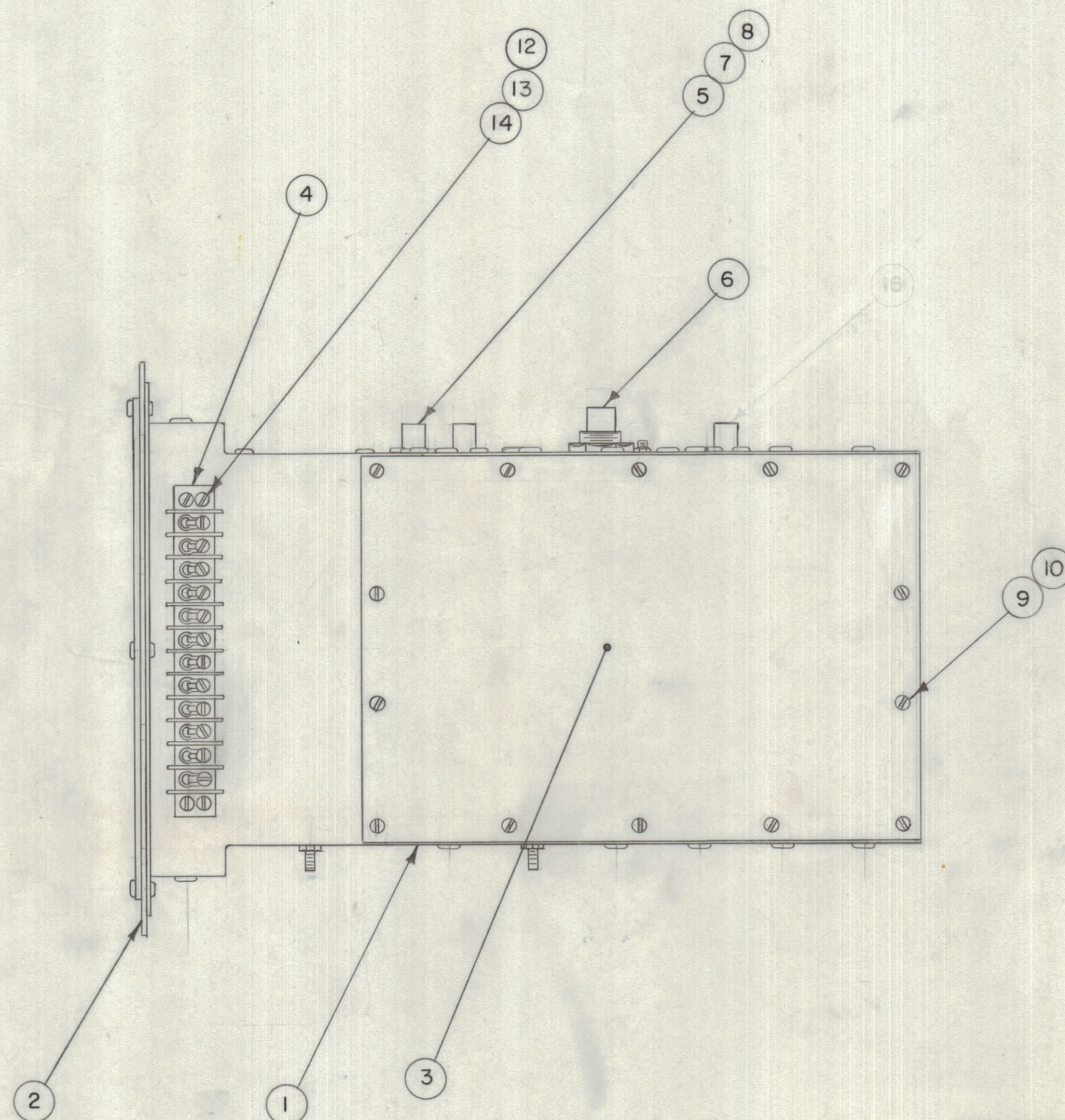

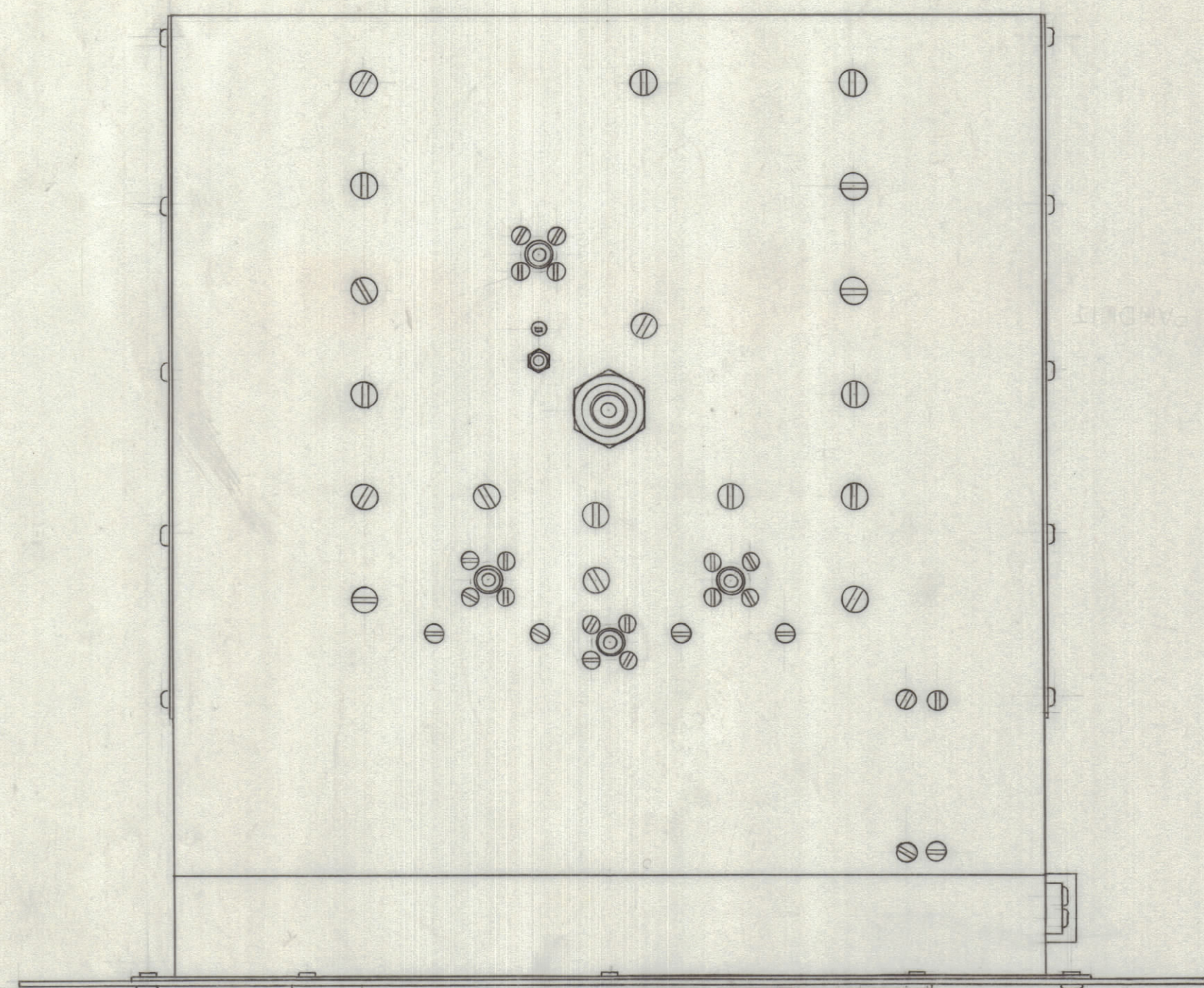


REVISIONS						
ZONE	LTR	DESCRIPTION	DATE	E.M.N.NO	DRAFT	CHKD APPD
	X	40M12D7178 DWG. No. CHANGE	8/12/68		C. G. 8	
	Ø	ORIGINAL RELEASE FOR PRODUCTION	8/12/68		Ø	



NOTE:
1. PURCHASE FROM CINCH JONES

ALL HARDWARE BRASS NICKEL PLATED

QTY. REQ.	ITEM	PART NO.	DESCRIPTION	SYMBOL
4	14	SM127S632	SELF-LOCKING NUT	
4	13	FW06HBN	FLAT WASHER	
4	12	SCBP0632BN10	BINDER HD. SCREW, 5/8 LG.	
4	11	NO. 8	FLAT WASHER	
10	11	SCBP0632BN8	BINDER HD. SCREW, 1/2 LG.	
28	10	LW106MRC	LOCKWASHER	
28	9	SCBP0632BNG	BINDER HD. SCREW, 5/8 LG.	
16	8	LW103MRC	LOCK WASHER	
16	7	SCBP0356BN8	BINDER HD. SCREW	
1	6	UG705/U	CONNECTOR	J4
4	5	UG290/U	CONNECTOR	J1,2,3,5
1	4	TM108-12	TERMINAL STRIP	TBI
2	3	MS8367-1	SIDE COVER PANEL	
1	2	A8069	PANEL ASSEMBLY	
1	1	A8066	ASSEMBLY VIDEO MODULATOR	

LIST OF MATERIAL

QTY / UNIT	MODEL USED ON	ASS'Y NO.
4	SPT 3K VHF	AX8076

CODE

NOTICE TO PERSONS RECEIVING THIS DRAWING
THE TECHNICAL MATERIEL CORPORATION claims proprietary right in the material disclosed hereon. This drawing is issued in confidence for engineering information only and may not be reproduced or used to manufacture anything shown hereon without permission from THE TECHNICAL MATERIEL CORPORATION to the user. This drawing is loaned for mutual assistance and is subject to recall at any time.

UNLESS OTHERWISE SPECIFIED DIMENSIONS ARE IN INCHES AND INCLUDE CHEMICALLY APPLIED OR PLATED FINISHES	FINAL APPROVAL <i>[Signature]</i> MECH. DES. <i>[Signature]</i>	DATE 10-16-68
TOLERANCES ON DECIMALS .X ± .05 .XX ± .01 .XXX ± .005	ELECT. DES. <i>[Signature]</i>	DATE 30 JUL 68
	CHECKED <i>[Signature]</i>	DATE 30 JUL 68
	DRAWN L. McDOWELL	DATE 6-19-68

THE TECHNICAL MATERIEL CORP.
MAMARONECK, NEW YORK

ASSEMBLY
VIDEO MODULATOR
AX 8038

MATERIAL	
FINISH	

SIZE	CODE IDENT. NO.	DWG. NO.	ISSUE
D	82679	A8066 178	Ø