IF IT IS FOUND DESIRABLE TO CHANGE ANY TOLERANCE OR OTHER DETAIL SPECIFIED ON THIS DRAWING NOTIFY THE PURCHASER PROMPTLY.

MAXIMUM ALLOWABLE TOLERANCES HAVE BEEN DETERMINED AND DEVIATIONS WILL BE CAUSE FOR REJECTION. REMOVE ALL BURRS AND SHARP EDGES

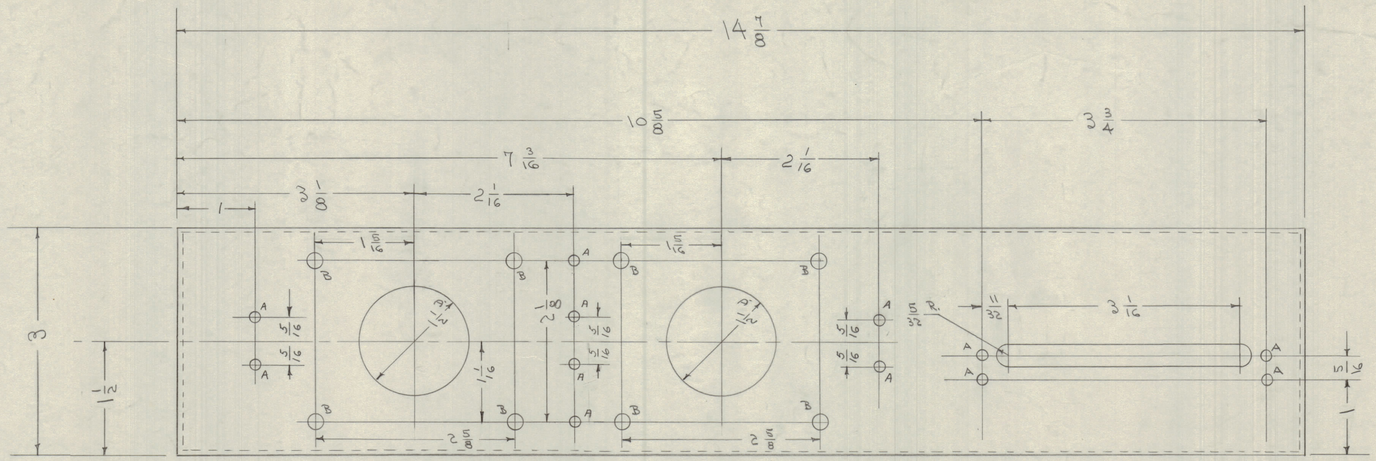

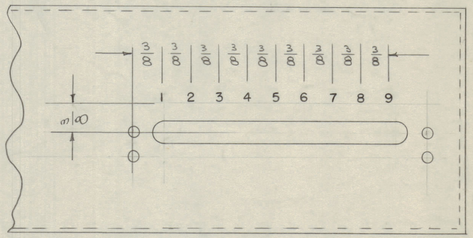

STAMPING DETAIL
NO'S TO BE 1/8 HIGH BLACK GOTHIC

A - 9/64 (.140) D. 12 HOLES REQ.
B - 13/64 (.203) D. 12 " "
C - 8 REQ.

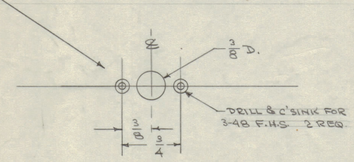



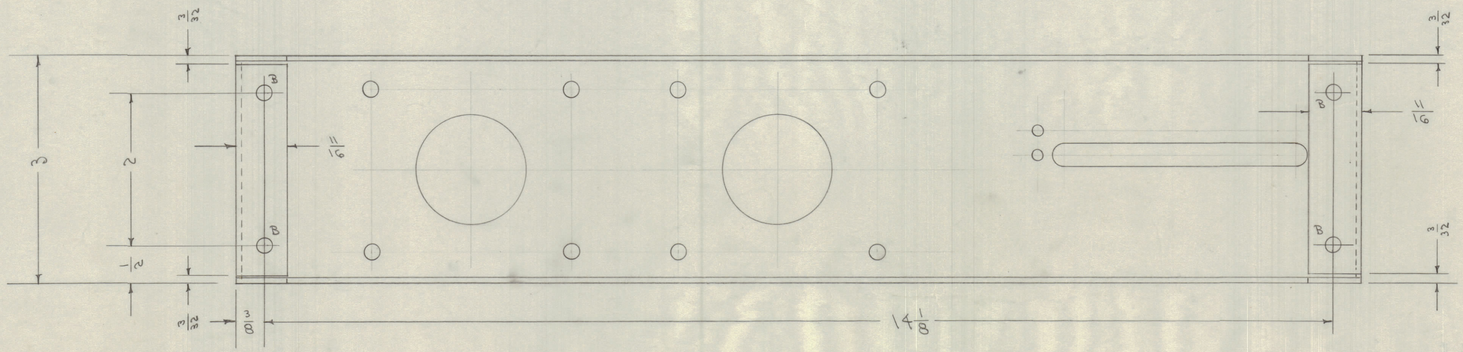

BLANK SIZE
4 3/16 x 21 7/8

ISSUE	ITEM	CHANGED FROM	DATE	CN. NO.	DRAFTS	CHECKER	ENG. APP.
D	1	S-404 IRIDITE WAS S-101 CAUSTIC DIP	12/7/54	1001	A.B.		EMN
C	2	DIM. ADDED	11-15-54	1	F.P.	C.D.D.	
	1	8 A HOLES ADDED					
B	1	3" DEPTH ADDED	10/20/54	1	C.D.D.		
A	2	REDRAWN	8/31/54	1	C.D.D.		
	1	CHASSIS ENLARGED					
		COVER HOLES CHANGED					

TOLERANCES

ALL OTHERS: DEC. DIM. ± ; FRAC. DIM. ± 1/64 ; ANGULAR DIM. ±

SCALE:

DRILL, PUNCH, COMMERCIAL STOCK SIZES AND MANUFACTURERS TOLERANCES ARE NOT INCLUDED.

NOTICE TO PERSONS RECEIVING THIS DRAWING

THE TECHNICAL MATERIEL CORPORATION claims proprietary right in the material disclosed hereon. This drawing is issued in confidence for engineering information only and may not be reproduced or used to manufacture anything shown hereon without permission from THE TECHNICAL MATERIEL CORPORATION to the user. This drawing is loaned for mutual assistance and is subject to recall at any time.

Property of:
THE TECHNICAL MATERIEL CORPORATION
MAMARONECK, NEW YORK

USED ON				
1	BFP-2	126	A-792	8/31/54
REQ'D. PER UNIT	MODEL	PROJECT NO.	ASS'Y. NO.	DATE

REQ.	ITEM	PART NO.	DESCRIPTION	SYMBOL
16	5	NTH0348BC6	NUT, HEX	
16	4	LWS03MRC	WASHER, LOCK	
16	3	SCFS0348BC4	SCREW, MACHINE	
8	2	FS-102-1	FASTENER	
1	1	MS-103	CHASSIS (NO DRAWING)	

STOCK SIZE: .064

MATERIAL: ALUMINUM — WEIGHT PER PC.: —

TYPE & TEMPER: 52S H32

HEAT TREAT. SPEC.: —

FINISH & SPEC. NO.: S-404 IRIDITE

THE TECHNICAL MATERIEL CORP.
MAMARONECK, NEW YORK

CHASSIS ASSEMBLY

DRAWN: C.D.D. 8-31-54 — ELEC. DES. APP. — MECH. DES. APP.

CHECKED — FINAL APPROVAL

A-791 D

A-791 D

FORM — 111