

IF IT IS FOUND DESIRABLE TO CHANGE ANY TOLERANCE OR OTHER DETAIL SPECIFIED ON THIS DRAWING NOTIFY THE PURCHASER PROMPTLY.

MAXIMUM ALLOWABLE TOLERANCES HAVE BEEN DETERMINED AND DEVIATIONS WILL BE CAUSE FOR REJECTION. REMOVE ALL BURRS AND SHARP EDGES

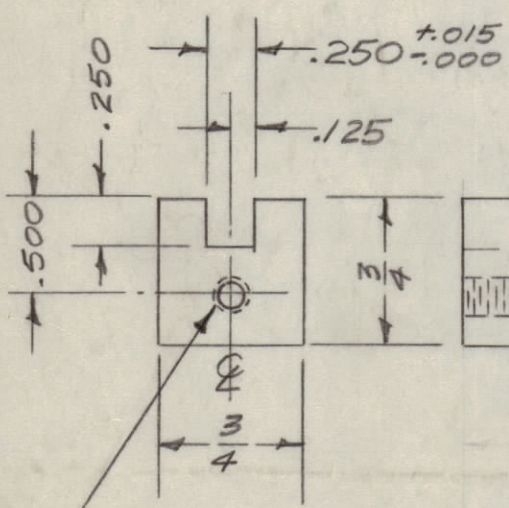
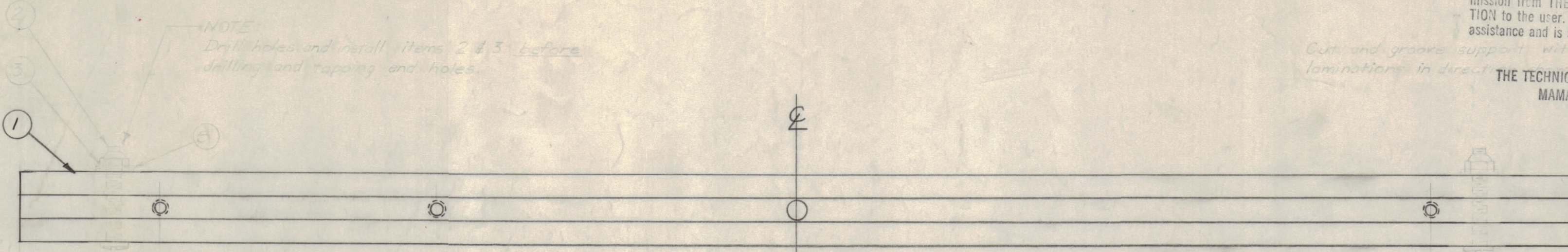
NOTICE TO PERSONS RECEIVING THIS DRAWING

THE TECHNICAL MATERIEL CORPORATION claims proprietary right in the material disclosed hereon. This drawing is issued in confidence for engineering information only and may not be reproduced or used to manufacture anything shown hereon without permission from THE TECHNICAL MATERIEL CORPORATION to the user. This drawing is loaned for mutual assistance and is subject to recall at any time.

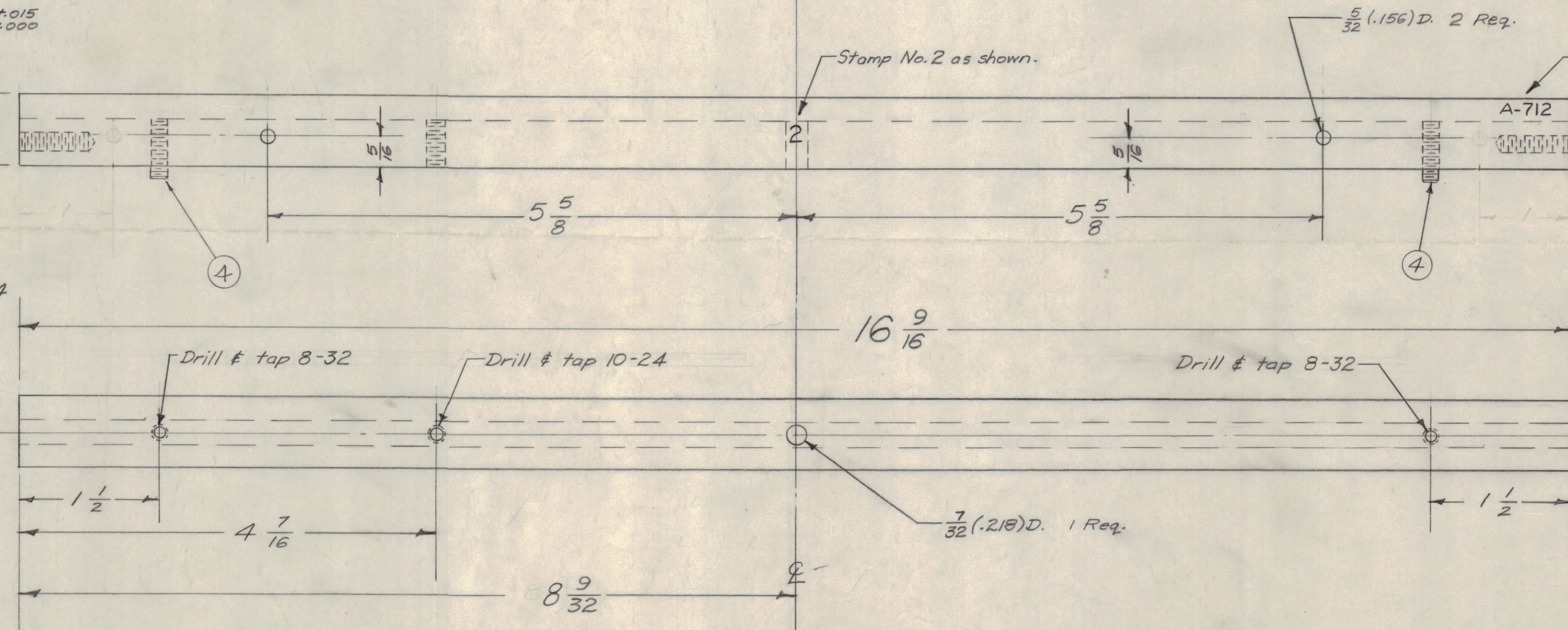
Property of:
THE TECHNICAL MATERIEL CORPORATION
MAMARONECK, NEW YORK

NOTE:
Drill holes and install items 2 & 3 before drilling and tapping and holes.

Cut and groove support with laminations in direct



Drill and tap 10-24 x 3/4 deep 2 Req.



A-712 C

ISSUE	ITEM	CHANGED FROM	DATE	CN. NO.	DRAFTS	CHECKER	ENG. APP.
C	4	ITEM 3 (SM1Z7D632) DELE					
	3	ITEM 2 (SC850632BC16) DELE	4/6/57	2	16	HAR	AW
	2	TWO 5/32 D. HOLES DELE.					
	1	MAT'L. WAS XXX LAMINATE PHENOLIC					
B	#	Redrawn - No Revision	11/3/56	1	HAR	HAR	AW

TOLERANCES SCALE: FULL
DEC. DIM. ± .005
FRAC. DIM. ± 1/64
ANGULAR DIM. ±

DRILL, PUNCH, COMMERCIAL STOCK SIZES AND MANUFACTURERS TOLERANCES ARE NOT INCLUDED.

REQ PER UNIT	MODEL	PROJECT NO.	ASS'Y. NO.	DATE
1	TAC-1	132	A-674	11-29-56

USED ON

2	4	AN565-D-8H5	Screw, Headless, Set	
	3			
	2			
1	1	PX-192	Coil Support #2 (No dwg)	
REQ.	ITEM	PART NO.	DESCRIPTION	SYMBOL
		3/4 SQ. ROD	THE TECHNICAL MATERIEL CORP. MAMARONECK, NEW YORK	
		Phenolic	COIL SUPPORT NO.2 ASS'Y.	
		GRADE XX MOLDED	TAC-1	
		TYPE & TEMPER	16 11-29-56	AWB
			MECH. DES. APP.	12/11/56
			CHECKED	AWB
			HEAT TREAT. SPEC.	
			Natural	
			FINISH & SPEC. NO.	
			Supercedes PX-192	
				A-712 C