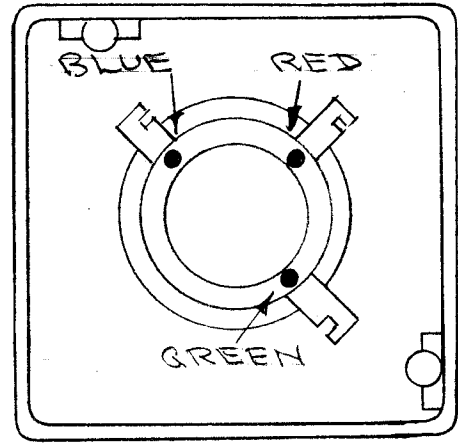


IF IT IS FOUND DESIRABLE TO CHANGE ANY TOLERANCE OR OTHER DETAIL SPECIFIED ON THIS DRAWING NOTIFY THE PURCHASER PROMPTLY.

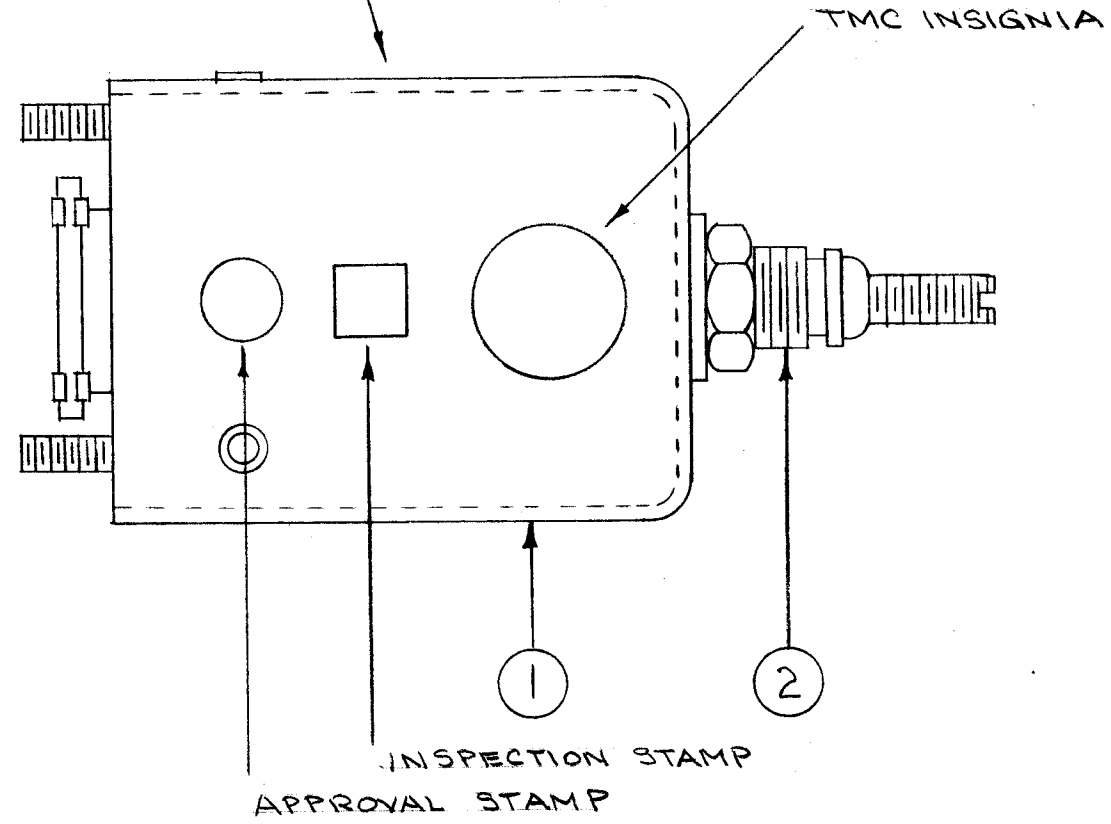
MAXIMUM ALLOWABLE TOLERANCES HAVE BEEN DETERMINED AND DEVIATIONS WILL BE CAUSE FOR REJECTION. REMOVE ALL BURRS AND SHARP EDGES

A-707

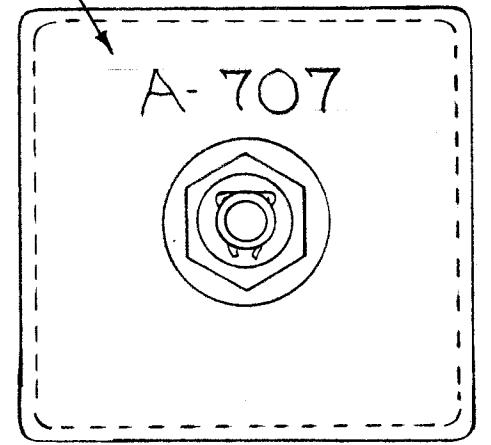
POSITION LUGS AS SHOWN RELATIVE TO CAN



STAMP SIDE OF CAN AS SHOWN THEN COAT STAMPING WITH S-113 FUNGUS RES. VARNISH.



1/8 STAMP - THEN COAT WITH S-113 FUNGUS RES. VARNISH



1	2	A-706	MIXER & RF COIL (SUB ASSY)	
1	1	A-1134	CAN ASSY.	
REQ.	ITEM	PART NO.	DESCRIPTION	SYMBOL
#			THE TECHNICAL MATERIEL CORP.	
STOCK SIZE			MAMARONECK. NEW YORK	
#			MIXER & RF COIL ASSEMBLY	
MATERIAL			FFRD-2 T201-T202	
WEIGHT PER PC.				
TYPE & TEMPER			CDD PLK 4/11/56	
HEAT TREAT. SPEC.			A.J.J.	
FINISH & SPEC. NO.			A-707 A	

A	1	TITLE CHANGED	5/1/56	1	MA	COO	PAK
ISSUE	ITEM	CHANGED FROM	DATE	CN. NO.	DRAFTS	CHECKER	ENG. APP.
TOLERANCES		SCALE: #					
ALL OTHERS		DRILL, PUNCH, COMMERCIAL STOCK SIZES AND MANUFACTURERS TOLERANCES ARE NOT INCLUDED.					
DEC. DIM. ±		2		FFRD-2		236	
FRAC. DIM. ±		REQ. PER UNIT		MODEL		PROJECT NO.	
ANGULAR DIM. ±						DATE	
						3-10-54	