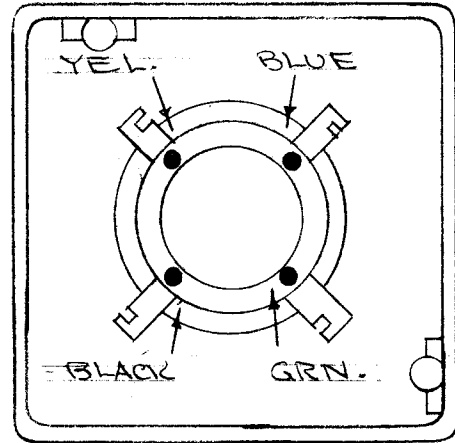


IF IT IS FOUND DESIRABLE TO CHANGE ANY TOLERANCE OR OTHER DETAIL SPECIFIED ON THIS DRAWING NOTIFY THE PURCHASER PROMPTLY.

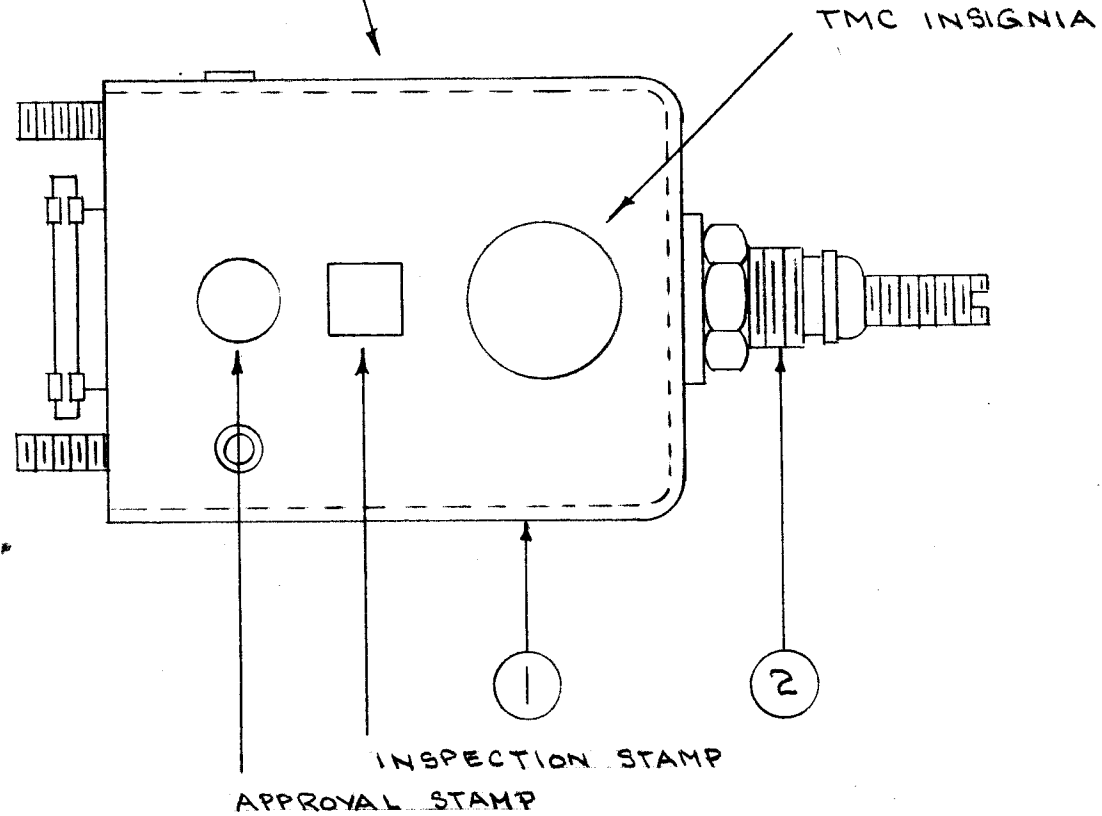
MAXIMUM ALLOWABLE TOLERANCES HAVE BEEN DETERMINED AND DEVIATIONS WILL BE CAUSE FOR REJECTION. REMOVE ALL BURRS AND SHARP EDGES

A-703

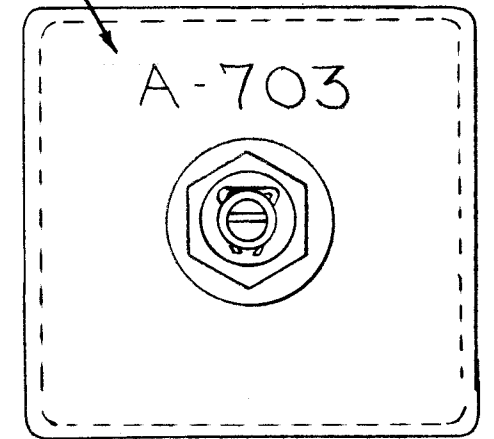
POSITION LUGS AS SHOWN RELATIVE TO CAN



STAMP SIDE OF CAN AS SHOWN - THEN COAT STAMPING WITH S-113 FUNGUS RES. VARNISH



1/8 STAMP - THEN COAT WITH S-113 FUNGUS RES. VARNISH



1	2	A-702	COIL, OSCILLATOR (SUB ASSY.)	
1	1	A-113A	CAN ASSY.	
REQ.	ITEM	PART NO.	DESCRIPTION	SYMBOL
#			THE TECHNICAL MATERIEL CORP.	
#			MAMARONECK. NEW YORK	
#			OSCILLATOR COIL ASSY	
#			FFRD-2	L 200
#			CDD. 3-9-54	PLK 4/11/56
#			DRAWN	ELEC. DES. APP. MECH. DES. APP.
#			CHECKED	FINAL APPROVAL
#			A-703	
#			FINISH & SPEC. NO.	

ISSUE	ITEM	CHANGED FROM	DATE	CN. NO.	DRAFTS	CHECKER	ENG. APP.
TOLERANCES		SCALE: #					
ALL OTHERS	DEC. DIM. ± FRAC. DIM. ± ANGULAR DIM. ±	DRILL, PUNCH, COMMERCIAL STOCK SIZES AND MANUFACTURERS TOLERANCES ARE NOT INCLUDED.					

1	FFRD-2	E-458-P		3-10-54
REQ. PER UNIT	MODEL	PROJECT NO.	ASS'Y. NO.	DATE
USED ON				