






REVISIONS						
ZONE	SYM	DESCRIPTION	DATE	E.M.N. NO.	DRAFT	APPRO
Ø		ORIGINAL RELEASE FOR PRODUCTION	7/23/69		CU	



NOTE: REFER TO NPL AX580 FOR SPECIFIC COMPONENT PART NUMBERS.

QTY	UNIT	PART NUMBER	DESCRIPTION	SYMBOL
1	5	A4286	GEAR BOX SUB-ASSEMBLY	
1	4	A5159	MOTOR, ASSEMBLY CONTROL	
1	3	A5158	SW ASSEMBLY ROTARY	
1	2	AS126	BAND/SW SUB-ASSEMBLY	
1	1	A5160	GEAR BOX ASSEMBLY	

LIST OF MATERIAL				
MATERIAL	THE TECHNICAL MATERIEL CORP. MAMARONECK, NEW YORK			
FINISH	TITLE BANDSWITCH/GEAR ASSY			
UNLESS OTHERWISE SPECIFIED DIMENSIONS ARE IN INCHES AND INCLUDE CHEMICALLY APPLIED OR PLATED FINISHES	DRAWN JAG	DATE 7/21/69	FINAL APPROVAL SRS	DATE 7/22/69
THE CONTENTS OF THIS DRAWING ARE THE EXCLUSIVE PROPERTY OF THE TECHNICAL MATERIEL CORP. ITS UNAUTHORIZED USE OR REPRODUCTION IN WHOLE OR IN PART IS STRICTLY FORBIDDEN.	CHECKED JAG	DATE 7/22/69	DATE	DATE
DECIMALS .X ± .05 .XX ± .01 .XXX ± .005	TOLERANCES	FRACTIONS ± 1/64 ANGLES ± 0° 30'	ELECT. DES. DATE	MECH. DES. DATE
			REV. LTR.	REV. LTR.

1	TSTE-10K	AX580
SCALE	MODEL USED ON	ASSY. NO.

NOTES

A5150

G  
F  
E  
D  
C  
B  
A

G  
F  
E  
D  
C  
B  
A