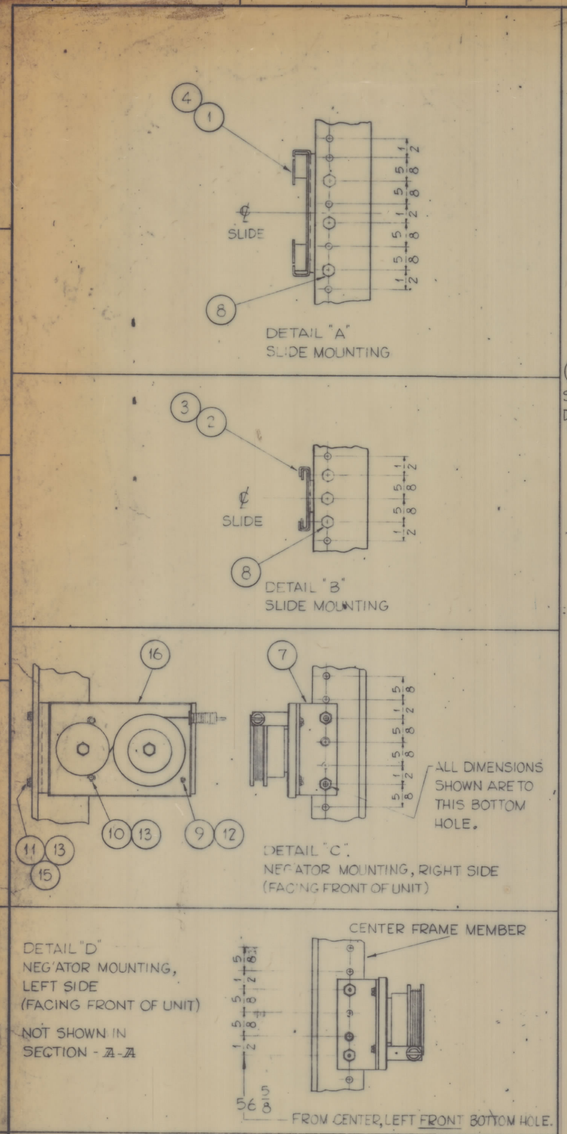

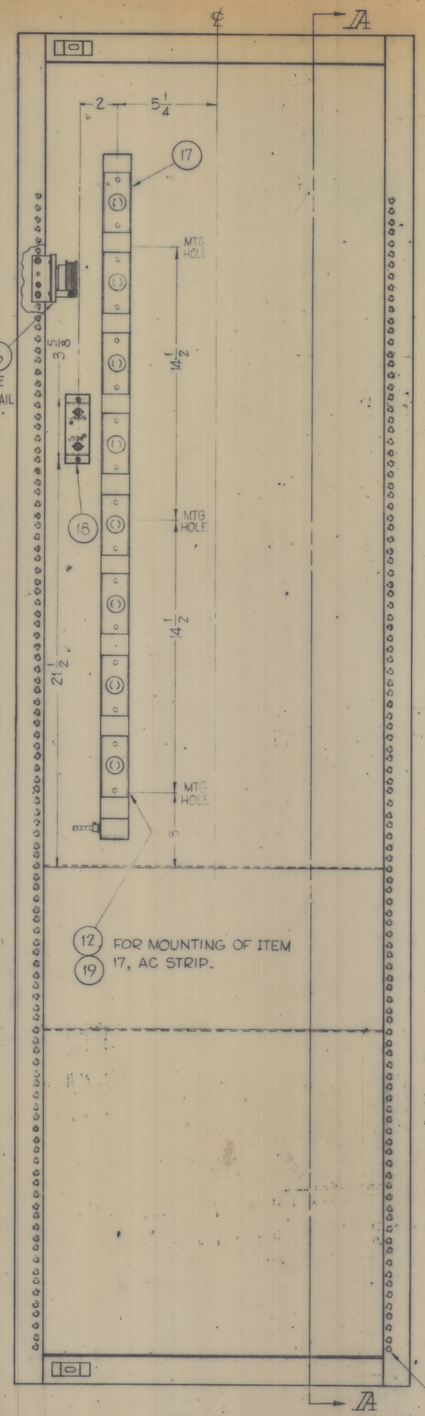

~ FRONT ~

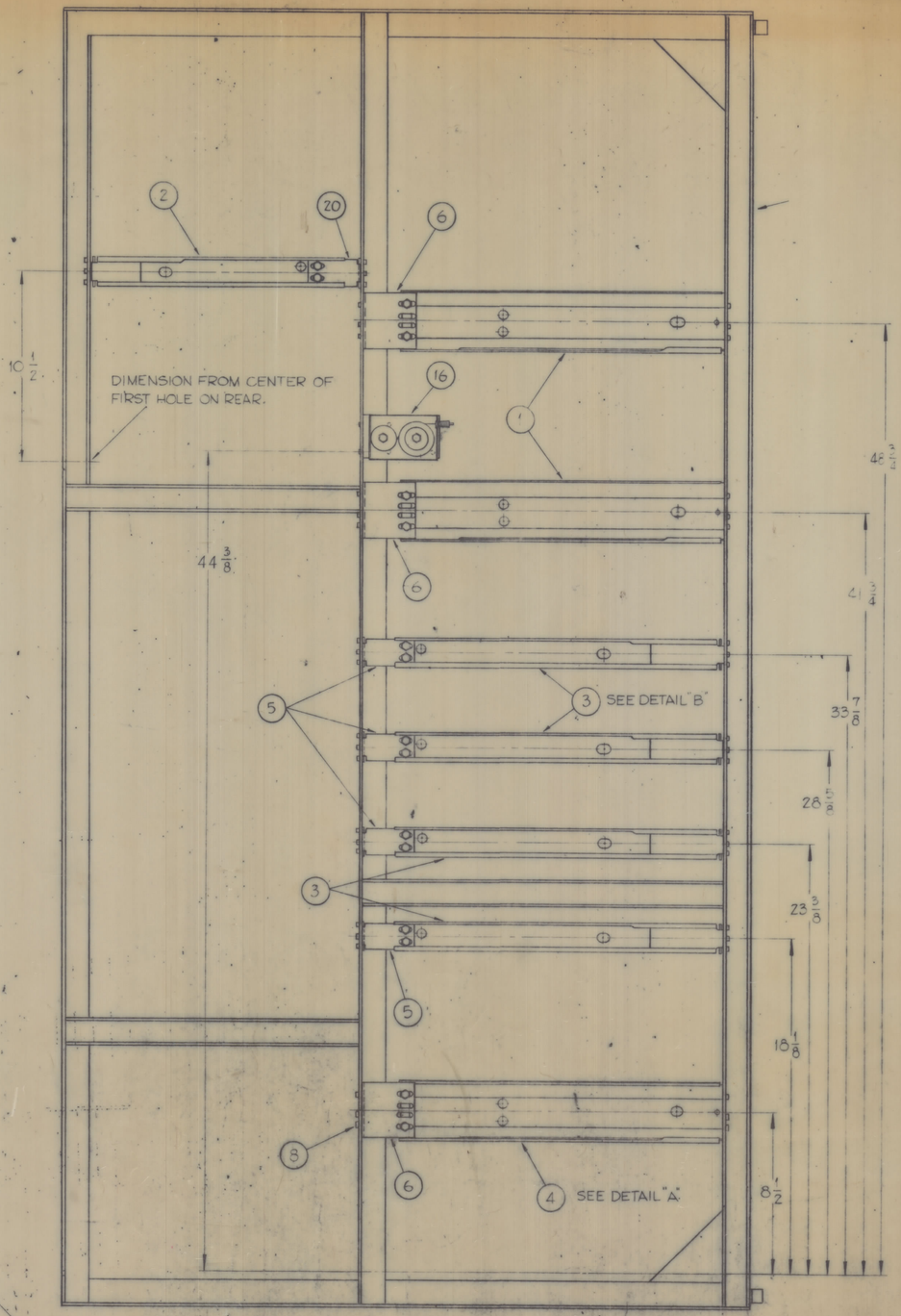

SECTION - A - A

ALL DIMENSIONS FOR SLIDES AND NEGATORS TAKEN FROM THE CENTER OF THE FIRST HOLE.

REQ.	ITEM	PART NO.	DESCRIPTION	SYMBOL
1	21	TK108-14	TRACK, SET, FXD	
2	20	MS-2482	BRACKET, EXTENSION (FOR CPP-1)	
5	19	SCBS0632BN5	SCREW, MACHINE	
1	18	A-2048-2	ATTENUATOR ASS'Y	
1	17	AX-147	AC POWER STRIP (8 CONNECTOR)	
3	16	SP-137-1	NEGATOR	
4	15	NTH1032BN12	NUT, HEXAGON, DOUBLE CHAMFER	
128	14	LWS10MRN	LOCKWASHER, SPRING TYPE	
8	13	LWE10MRN	LOCKWASHER, EXTERNAL TOOTH	
7	12	LWE06MRN	LOCKWASHER, EXTERNAL TOOTH	
4	11	SCBS1032BN8	SCREW, MACHINE	
4	10	SCBS1024BN6	SCREW, MACHINE	
2	9	SCBS0540BN6	SCREW, MACHINE	
140	8	SCHH1032SN8	SCREW, HEXAGON HEAD	
3	7	MS-2470	BRACKET, NEGATOR MOUNTING	
6	6	MS-2458	ADAPTER, BKT, REAR 3" SLIDE	
8	5	MS-2457	ADAPTER, BKT, REAR 1-3/4" SLIDE	
1	4	TK106-18	SLIDE, STATIONARY	
5	3	TK108-18	SLIDE, TILT	
1	2	TK105-14	SLIDE, TILT	
2	1	TK107-18	SLIDE, TILT	

SYM	ZONE	DESCRIPTION	DATE	CH. NO.	DRAFTS	CHECKER	ENG. APP.
Ø		ORIGINAL RELEASE FOR PRODUCTION	6/23/69	Ø	CW		
X		EXPERIMENTAL RELEASE	9-27-66	X	RME	JOB	

UNLESS OTHERWISE SPECIFIED:
DIMENSIONS ARE IN INCHES
TOLERANCES ON
FRACTIONS ± 1/64 DECIMALS ± .005 ANGLES ± 1/2°

SCALE 1/4, Do Not Scale

MAXIMUM ALLOWABLE TOLERANCES HAVE BEEN DETERMINED AND ANY DEVIATIONS WILL BE CAUSE FOR REJECTION.
REMOVE ALL BURRS & SHARP EDGES

REQ. PER UNIT	MODEL	SECTION	ASS'Y. NO.	DATE
	GPT 10 KLF		AX534	9-27-66

USED ON

STOCK SIZE
MATERIAL
TYPE & TEMPER | HEAT TREAT. SPEC.
FINISH & SPEC. NO.

THE TECHNICAL MATERIEL CORP.
MAMARONECK, NEW YORK

ASSEMBLY, AC POWER STRIP, SLIDES AND NEGATORS (SP-137)

DRAWN RME 9/27/66 | CHECKED JOB | FINAL APPROVAL Gam 6/23/69

ELEC. DES. APP. | MECH. DES. APP. | SHEET A4497 OF

A4497

TMC FORM NO. 111

DEFIANCE NO. 1080