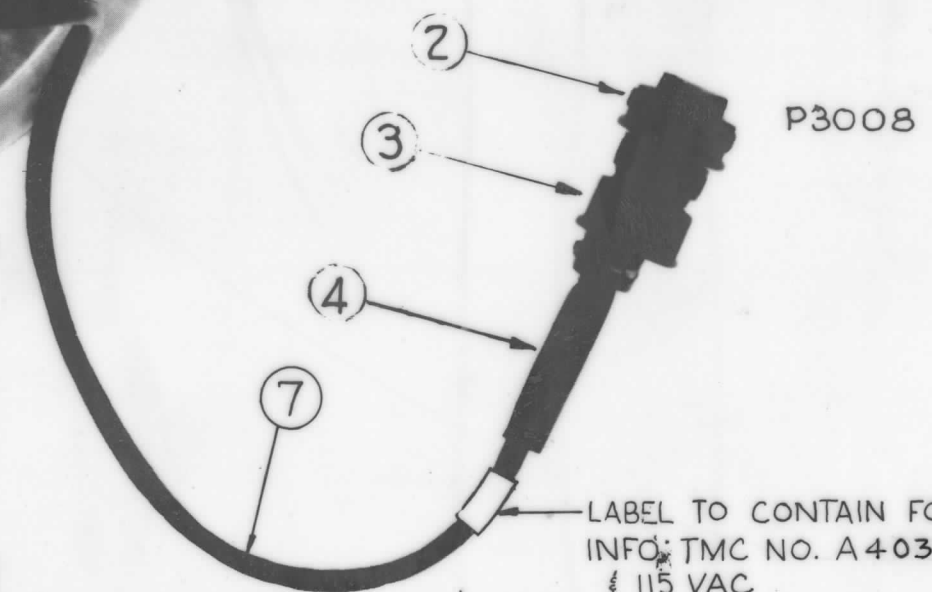
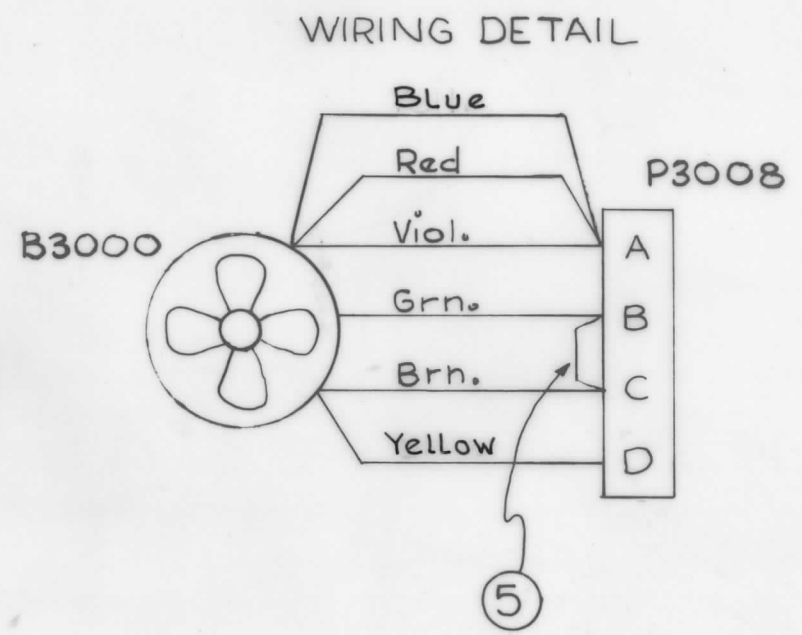
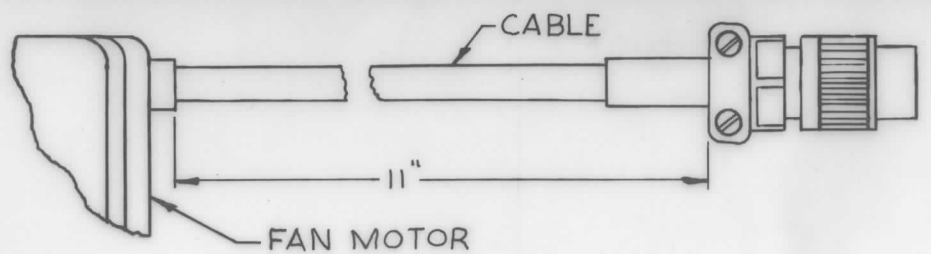
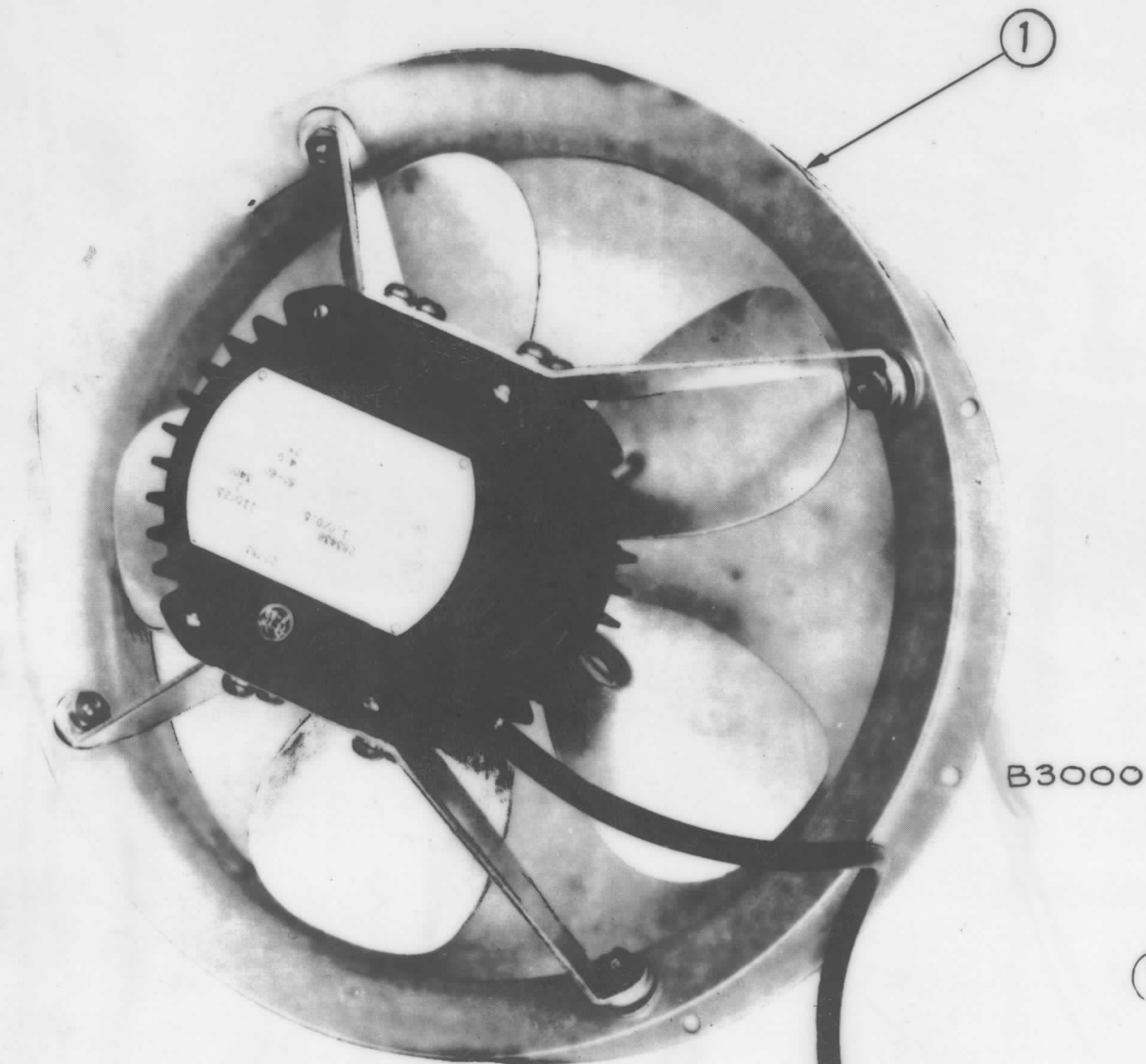


A4038



1-2	7	PX-100-1-234	INSULATION, SLEEVING, SIZE 3
X	6	BS-100	SOLDER, TIN ALLOY
0-1	5	WL-100-7	WIRE, ELECTRIC, BUSS, SIZE 22
1	4	MS 3420-6A	BUSHING, CABLE
1	3	MS 3057-6	CLAMP, CABLE, ELEC. CONNECTOR
1	2	MS 3106A 14S-2P	CONNECTOR, PLUG, ML
1	1	BL123	FAN, AXIAL

Ø	ORIGINAL RELEASE FOR PRODUCTION	12.14.64	Ø	2L		
X	EXPER. RELEASE	12.11.64	X	LSB		
ISSUE	ITEM	CHANGED FROM	DATE	CH. NO.	DRAFTS	CHECKER ENG. APP.
TOLERANCES		SCALE: S-401-116				
DEC. DIM. ±		MAXIMUM ALLOWABLE TOLERANCES HAVE BEEN DETERMINED AND ANY DEVIATIONS WILL BE CAUSE FOR REJECTION. REMOVE ALL BURRS AND SHARP EDGES				
FRAC. DIM. ±						
ANGULAR DIM. ±						

1	RAK-106		12.1.64
REQ. PER UNIT	MODEL	PROJECT NO.	ASS'Y. NO.
USED ON			

REQ. ITEM	PART NO.	DESCRIPTION	SYMBOL
STOCK SIZE		THE TECHNICAL MATERIEL CORP. MAMARONECK, NEW YORK	
MATERIAL		FAN/CONNECTOR ASSY., 115 VAC	
TYPE & TEMPER	HEAT TREAT. SPEC.	DRAWN	CHECKED
FINISH & SPEC. NO.	ELEC. DES. APP.	MECH. DES. APP.	FINAL APPROVAL
			A4038