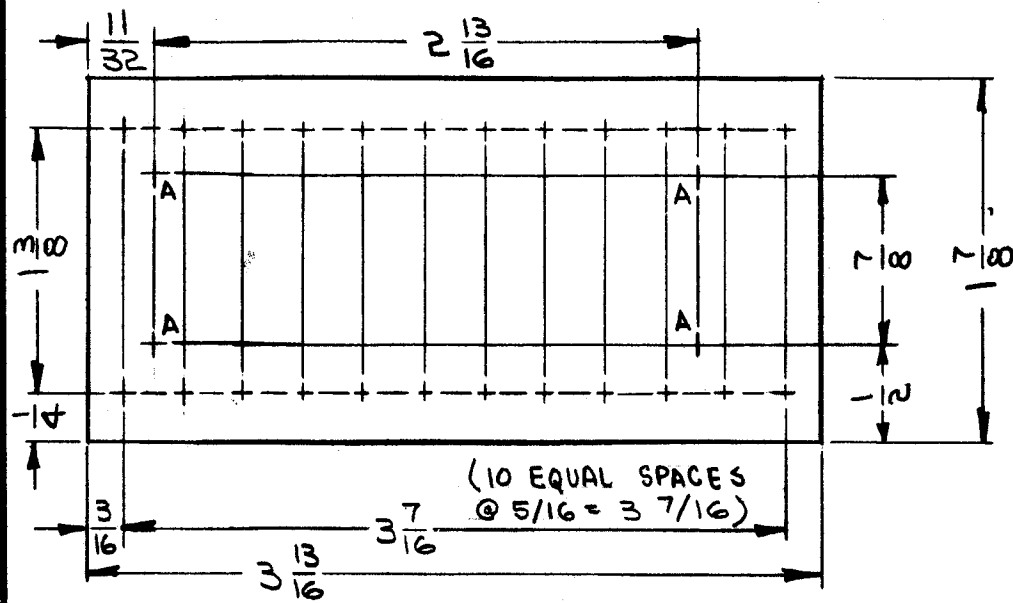


HOLE	DESCRIPTION	REQ.
UNMARKED	3/32 DIA	24
A	.189 DIA	4

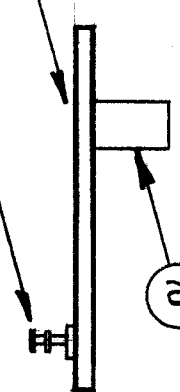


MACHINING (A3978-1)

MAT'L: 3/32; G11 EPOXY, GLASS; LAMINATE GREEN.

1 MOUNT IN ALL "UNMARKED" HOLES AS SHOWN.

MARKING ON THIS SIDE

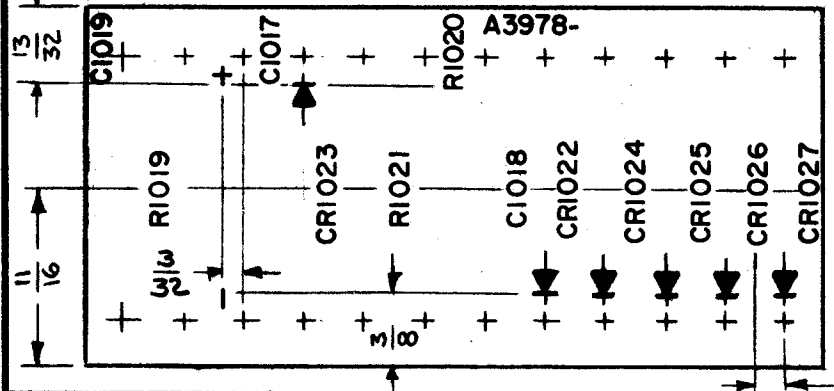


2 MOUNT IN ALL "A" HOLES AS SHOWN.

SUB ASSY (A3978-3)

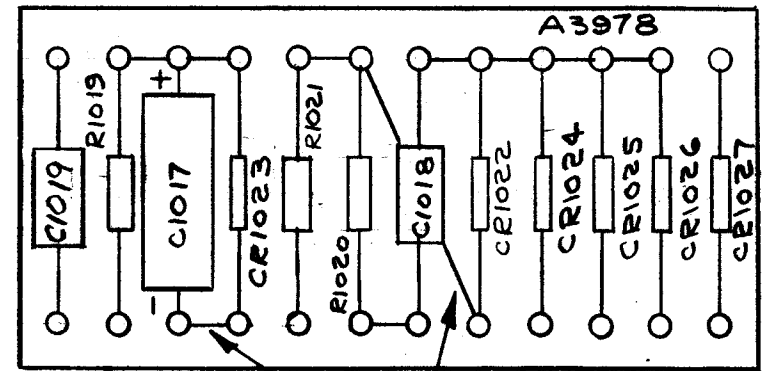
A3978

REVISIONS					
SYM	DESCRIPTION	DATE	E.M.N. NO.	DRAFT	CHKD APPD
X	EXPER. RELEASE	10-23-64	X	AS	
X1	COMPLETELY REVISED	11-17-64	X1	AS	
X2	ON MARKING (A3978-2) DIMS ADDED	12-30-64	X2	AS	J.M.
0	ORIGINAL RELEASE FOR PRODUCTION	2-10-65	0	AS	J.C.B.
4	IT. 8, 11 DELETED, MADE P/O IT. 5 & 6. ON A 3978-2, C1019 RELOC.	1/5/66	15461	H.V.V.	J.C.B. J.P.P.



- UNLESS OTHERWISE SPECIFIED
- 1-MARKING PROCESS PER TMC SPEC S727.
 - 2-MARKING 3/32 HIGH WHITE GOTHIC, LOCATED AS SHOWN.
 - 3-MARK TMC PART NO. WITH LATEST REVISION LETTER.
 - 4-FUNGUS PROOF PER TMC SPEC S113.

5/32 TYP. FOR ALL C, CR & R SYMBOLS
MARKING (A3978-2)



ELECTRICAL ASSY (A3978-4)

NOTES

1	RTPA-1	A 4050
Q'TY./UNIT	MODEL USED ON	ASS'Y. NO.
SCALE 1:1	CODE A	

THE CONTENTS OF THIS DRAWING ARE THE EXCLUSIVE PROPERTY OF THE TECHNICAL MATERIEL CORP. ITS UNAUTHORIZED USE OR REPRODUCTION IN WHOLE OR IN PART IS STRICTLY FORBIDDEN.

REQ'D.	ITEM	PART NUMBER	DESCRIPTION	SYMBOL
	11	DELETED		
X	10	WL100-8	WIRE, ELEC, BUSS - # 24	
X	9	BS100	SOLDER, TIN ALLOY	
	8	DELETED		
1	7	RC20GF471J	RESISTOR, FIXED, COMPOSITION	R1019
2	6	RC20GF102J	RESISTOR, FIXED, COMPOSITION	R1020-21
2	5	CN114-R10-5-J	CAPACITOR, FIXED, METALIZED, PAPER	C1018-19
1	4	CE105-50-25	CAPACITOR, FIXED, ELECTROLYTIC	C1017
6	3	1N270	DIODE	CR1022 TO CR1027
4	2	TE108-12	NUT, PLAIN, CLINCH	A
24	1	TE127-5	TERMINAL, STUD	----

F. EATON		LIST OF MATERIAL															
MATERIAL	SEE MACHINING	THE TECHNICAL MATERIEL CORP. MAMARONECK, NEW YORK															
FINISH	SEE MACHINING	TITLE TERMINAL BOARD ASSY.															
UNLESS OTHERWISE SPECIFIED DIMENSIONS ARE IN INCHES AND INCLUDE CHEMICALLY APPLIED OR PLATED FINISHES	<table border="1"> <tr> <td>DRAWN G. J. JORDAN</td> <td>DATE 10-23-64</td> <td>FINAL APPROVAL RAC</td> <td>DATE</td> </tr> <tr> <td>CHECKED W. JORDAN</td> <td>DATE 2/8/65</td> <td></td> <td></td> </tr> <tr> <td>ELECT. DES. W. JORDAN</td> <td>DATE 2/8/65</td> <td colspan="2">A3978</td> </tr> <tr> <td>MECH. DES. W. JORDAN</td> <td>DATE 2/8/65</td> <td colspan="2">A</td> </tr> </table>	DRAWN G. J. JORDAN	DATE 10-23-64	FINAL APPROVAL RAC	DATE	CHECKED W. JORDAN	DATE 2/8/65			ELECT. DES. W. JORDAN	DATE 2/8/65	A3978		MECH. DES. W. JORDAN	DATE 2/8/65	A	
DRAWN G. J. JORDAN	DATE 10-23-64	FINAL APPROVAL RAC	DATE														
CHECKED W. JORDAN	DATE 2/8/65																
ELECT. DES. W. JORDAN	DATE 2/8/65	A3978															
MECH. DES. W. JORDAN	DATE 2/8/65	A															
DECIMALS .X ± .05 .XX ± .01 .XXX ± .005	FRACTIONS ± 1/64 ANGLES ± 0° 30'	SHEET															
TOLERANCES		REV. LTR.															