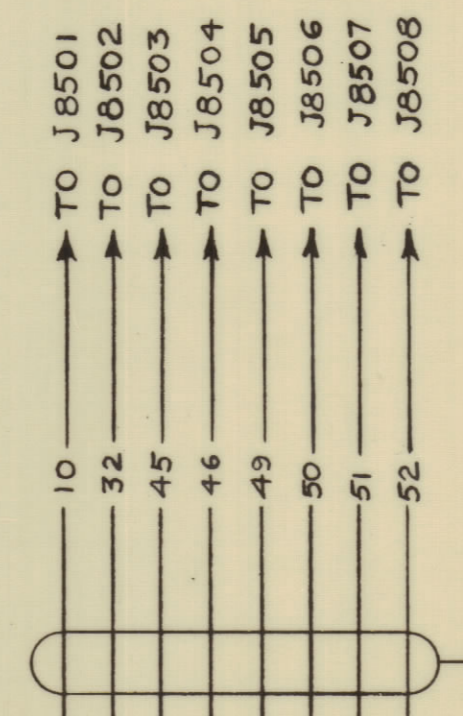
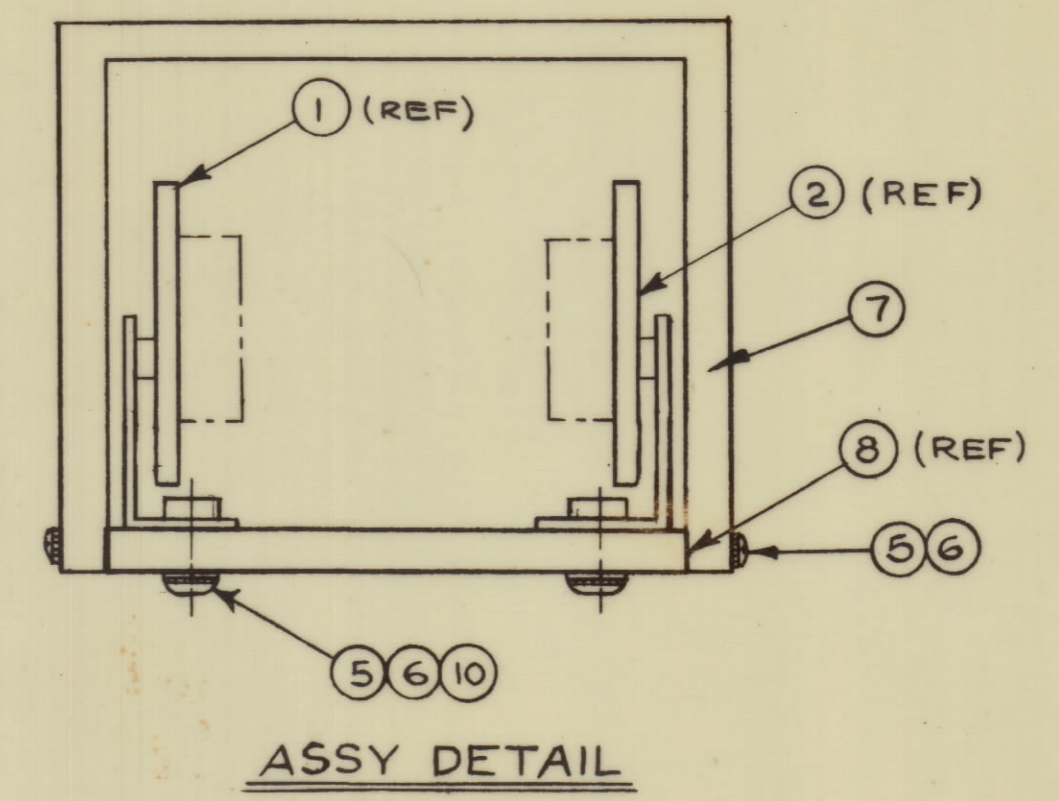
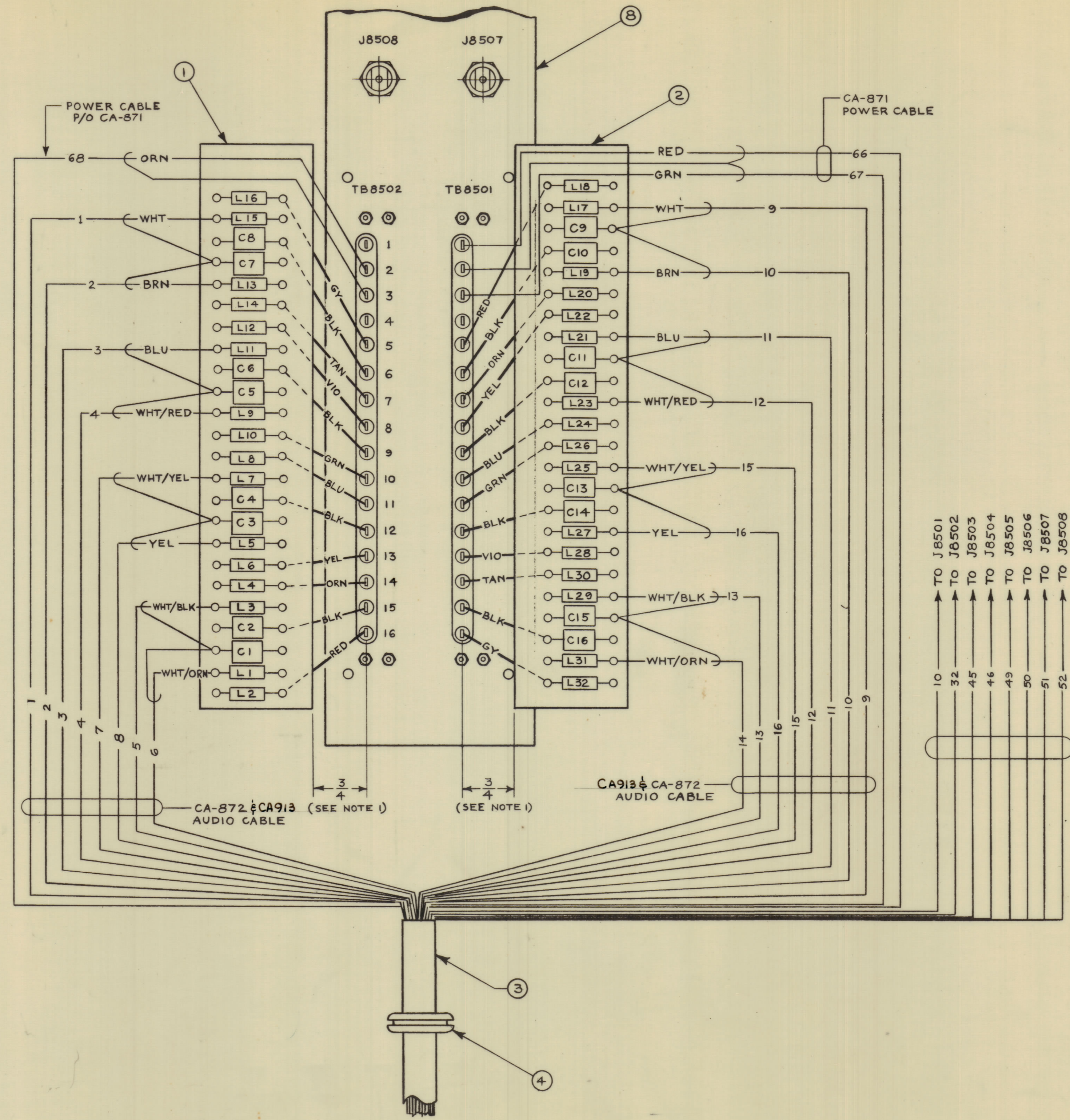


		REVISIONS					
ZONE	BYN	DESCRIPTION	DATE	E.M.N. NO.	DRAFT	CHKD	APPD
X		EXPERIMENTAL RELEASE	2/11/65			HLA	
Ø		ORIGINAL RELEASE FOR PRODUCTION	2/11/65			HLA	



NOTE:  
1. WHEN SOLDERING LEADS OF ITEMS ① & ② TO PANEL ASSY POSITION BOARDS TO APPROX DIMENSION AS SHOWN, SEE ASSY DETAIL FOR ASSY AFTER WIRING.

FUNGUS PROOFING PER TMC SPECIFICATION S-113

NOTES

QTY/UNIT	MODEL USED ON	ASSY. NO.
1	RAK-102-3	MSGA-1
SCALE 1:1	CODE	

REQ'D.	ITEM	PART NUMBER	DESCRIPTION	SYMBOL
4	10	FW06HBN	WASHER, FLAT	
X	9	BS100	SOLDER, TIN ALLOY	
1	8	A4030	BOARD ASSY, INTERCONNECT	
1	7	MS3664	CHASSIS, INTERCONNECT BOARD	
16	6	LWE06MRN	WASHER, LOCK, EXTERNAL	
16	5	SCBP0632BN6	SCREW, MACHINE	
1	4	EY102-22	GROMMET, RUBBER	
1	3	A4031	WIRING HARNESS ASSY	
1	2	A3417-4	TERM. BOARD ASSY	
1	1	A3416-4	TERM. BOARD ASSY	

M. STURMER		LIST OF MATERIAL	
MATERIAL	#	THE TECHNICAL MATERIEL CORP. MAMARONECK, NEW YORK	
FINISH	#	TITLE	
		WIRING HARNESS/FILTER ASSY	
SCALE	1:1	DATE	2/11/65
DECIMALS	.05	DATE	4-19-65
FRACTIONS	1/64	DATE	4-19-65
ANGLES	± 0° 30'	DATE	4-19-65
TOLERANCES	± .008	DATE	4-19-65

A-3885