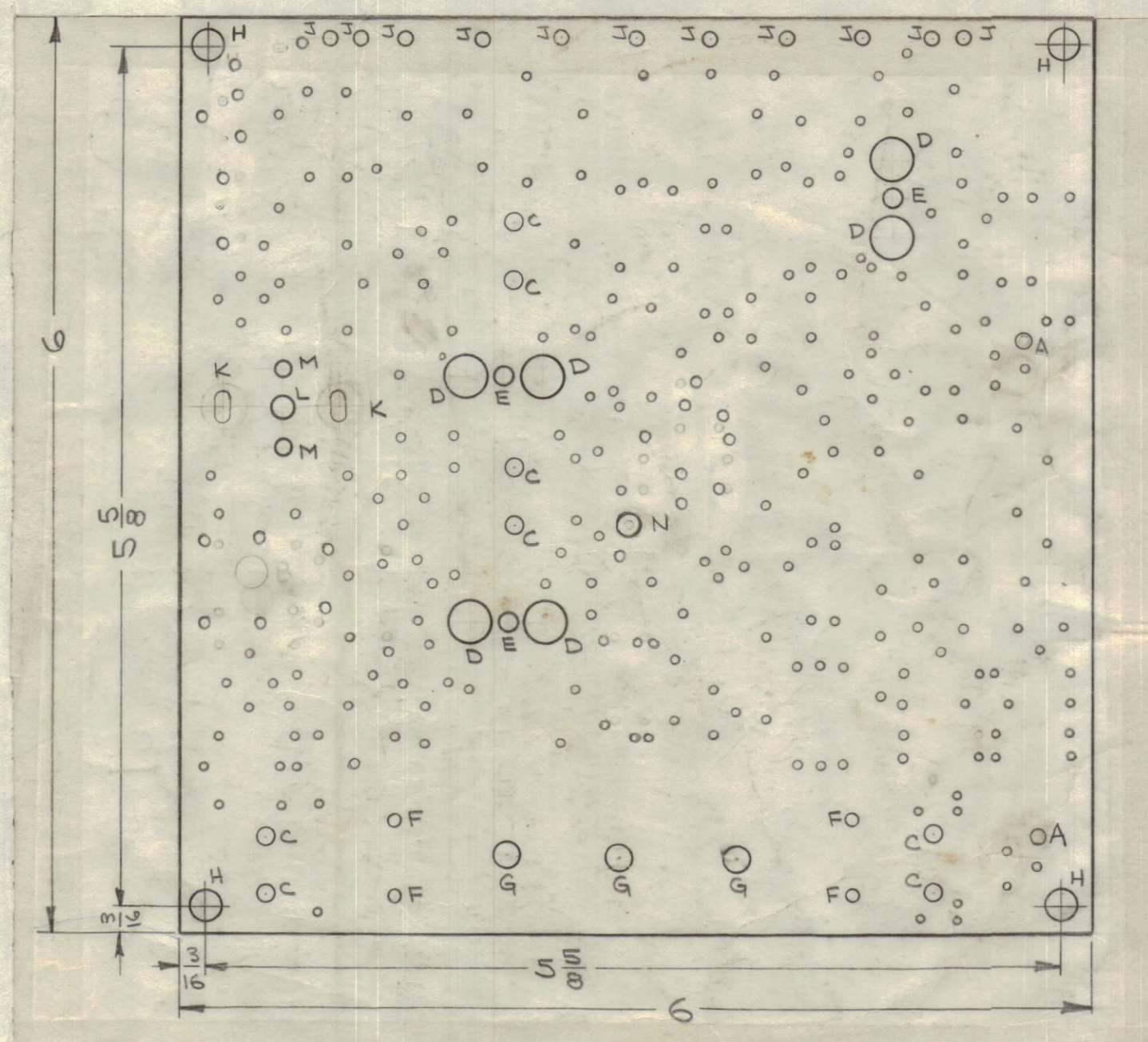


REVISIONS						
ZONE	SYM	DESCRIPTION	DATE	E.M.N. NO.	DRAFT	CHKD APPD
A	K	K SLOTS WERE .281 DIA. HOLES. SEE SHEET 2 OF 2	5/5/64	11325	A.M.	JLB/TJA
B		EXTENSIVE CHANGES ON CIRCUITRY	7/2/64	11442	TR.	@/TJA
C		ART WORK MODIFIED, 1" HOLE RELOC. HOLE DIA WAS .191-.194, PAD DIA WAS .250, PLAT.W. NO	8/15/64	11464	ATB	W/ATB
D		SEE SH. 2 FOR CHG	9/10/64	12350	LG	LG/TJA
E		SEE SHEET 2 OF 2 REV 'E'	8/29/64	12335	ATB	@/TJA
F		SEE SHEET 2 OF 2 REV 'F'	10/13/64	12424	ATB	@/TJA
G		SEE SHEET 2 OF 2 REV 'G'	10/13/64	12719	ATB	@/TJA
H		SEE SHEET 2 OF 2 REV 'H'	2/11/65	13300	ATB	@/TJA
I		SEE SHEET 2 OF 2 REV 'I'	8/22/64	13274	ATB	@/TJA
K		SEE SHEET 2 OF 2 REV 'K'	4/9/65	13741	PT	J.L.
L		SEE SHEET 2 OF 2 REV 'L'	4/7/65	14271	DVV	PT/DVV
M		SEE SHEET 2 OF 2	4/2/66	15460	DVV	PT/DVV
N		ARTWORK MODIFIED - 4 UNMARKED HOLES ADDED SEE SHEET 2 - 4 UNMARKED HOLES RELOCATED	2/4/66	15892	G.D.L.	PT/G.D.L.
P		SEE SHEET 2	1/3/66	16310	WHD	PT/WHD
R		ARTWORK MODIFIED SEE SHEET 2	9/6/66	16819	WHD	PT/WHD
S		8 UNMARKED HOLES RELOCATED, 3 HOLES DELETED, TWO ADDED - SEE SHEET 2	3/4/67	17954	G.D.L.	PT/G.D.L.



A-3189-2 MACHINING

FINISHED HOLE & PAD SPECIFICATIONS				
HOLE	HOLE DIA.	PAD DIA.	QTY.	PLATED THRU
UNMARKED	.050	.120	262	YES
A	.088	.160	2	NO
B	DELETED	NONE	1	NO
C	.104	.166	8	YES
D	17/64	NONE	6	NO
E	.116	.194	3	YES
F	.062	.120	4	YES
G	5/32	AS SHOWN	3	NO
H	3/16	NONE	4	NO
J	.078 ± .002	.160	11	YES
K	3/32 x 5/16 SLOT	AS SHOWN	2	YES
L	.140	NONE	1	NO
M	.086	NONE	2	NO
N	.156	.312	1	YES

SPECIFICATIONS:
 BASE MATERIAL EPOXY G-10 3/32 THICK
 FINISH SEAL ALL EDGES
 COPPER FOIL .0027 MIN. THICKNESS (2oz)
 PLATING TIN LEAD, ALL CONDUCTORS .0008



- NOTES:
 1. LETTER DESIGNATIONS SHOWN ON CIRCUIT DENOTE HOLE SIZE-DO NOT PRINT.
 2. HOLES AS NOTED ON CHART ARE TO BE PLATED THRU. ON ALL PLATED THRU HOLES, THERE MUST BE MINIMUM COPPER THICKNESS OF .0015 AT ANY POINT WITHIN THE HOLE.
 3. SOLDER PLATING TO BE AS PER TMC SPEC S-735

NOTES

QTY./UNIT	TTR-10	AX-418
SCALE	CODE	ASSY. NO.
1" = 1"	A	

THE ORIGINAL ARTWORK TO BE SUPPLIED BY TMC FOR PHOTOGRAPHING (SCALE 1:1) (ITEM-11)

REQ'D.	ITEM	PART NUMBER	DESCRIPTION	SYMBOL
KOHN LIST OF MATERIAL E 3037				
MATERIAL				
FINISH				
UNLESS OTHERWISE SPECIFIED DIMENSIONS ARE IN INCHES AND INCLUDE CHEMICALLY APPLIED OR PLATED FINISHES				
DRAWN		DATE	FINAL APPROVAL	
CHECKED		DATE	DATE	
ELECT. DES.		DATE	DATE	
MECH. DES.		DATE	DATE	
TOLERANCES		DECIMALS: X ± .05, XX ± .01, XXX ± .005		
FRACTIONS: 1/64, ANGLES: ± 5' 30"		A-3189		



A3189 S