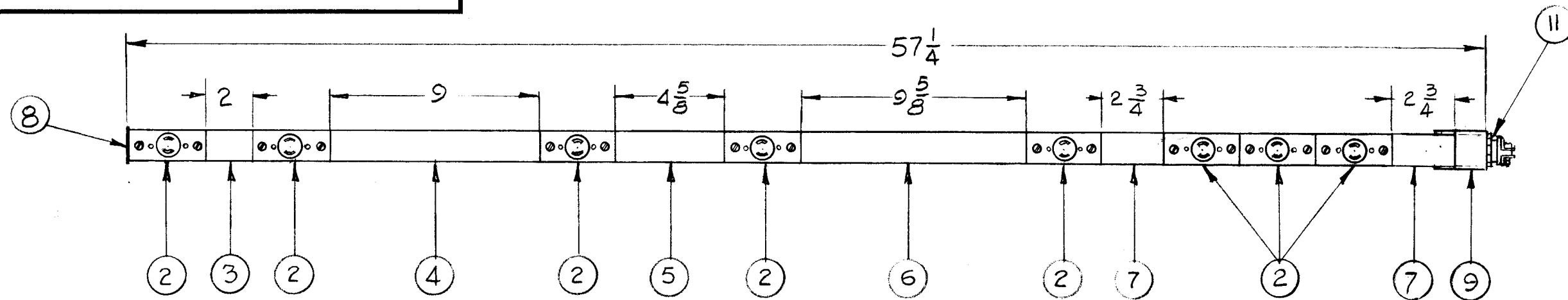


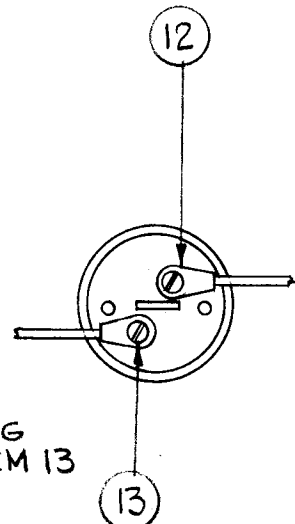
A-3113 B

THE CONTENTS OF THIS DRAWING ARE THE EXCLUSIVE PROPERTY OF THE TECHNICAL MATERIEL CORP. ITS UNAUTHORIZED USE OR REPRODUCTION IN WHOLE OR IN PART IS STRICTLY FORBIDDEN.



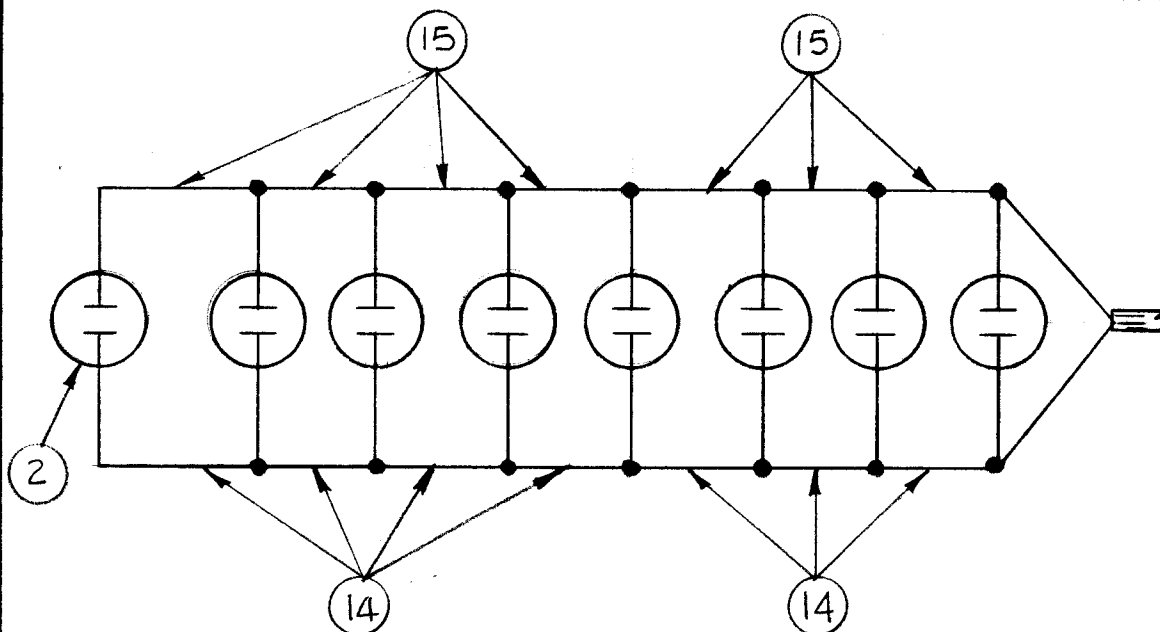
FINISH NOTE:  
 S220 - TMC RCAF BLUE GREY  
 SMOOTH ENAMEL

ADD ITEM 12 AFTER DISCARDING EXISTING SCREWS.



REPLACE EXISTING SCREWS WITH ITEM 13

HOOK-UP OF ITEM 2



SCHMATIC DIAGRAM

X	16	BS-100	SOLDER, SOFT	
X	15	MWC14(19)U9	CABLE, INSULATED	WHITE
X	14	MWC14(19)U0	CABLE, INSULATED	BLACK
16	13	SCBP0540BN3	SCREW MACHINE	
16	12	TE-112-2	LUG, TERMINAL	
1	11	CU-113-	CLAMP, CABLE	
	10	DELETED		
1	9	PO-162	END FITTING, CABLE ENTRY	
1	8	PO-161	END FITTING, BLANK	
2	7	PO-163-2.75	COVER, CONNECTOR STRIP	
1	6	PO-163-9.625		
1	5	PO-163-4.625		
1	4	PO-163-9.000		
1	3	PO-163-2.000	COVER, CONNECTOR STRIP	
8	2	JJ-170	RECEPTACLE, TWIST-LOCK A.C.	
1	1	MS-3086	A.C. STRIP	

REQ.	ITEM	PART NO.	STRUMER DESCRIPTION	SYMBOL
THE TECHNICAL MATERIEL CORP. MAMARONECK, NEW YORK				
AX-415 ASSEMBLY (A.C. POWER STRIP)				
G.D.L.			JMA	BP
TYPE & TEMPER		HEAT TREAT. SPEC.	DRAWN	CHECKED
			JMA	JMA
FINISH & SPEC. NO.			ELEC. DES. APP.	MECH. DES. APP.

B	DELETED ITEM #10 ON B/M & PICT.	3.30.64	11152	WJB	WJB	
A	(14) WAS WHITE, (15) WAS BLACK ITEM (13) WAS SCBP0540BC3	3-20-63	8595			
SYM	DESCRIPTION	DATE	CH. NO.	DRAFTS	CHECKER	ENG. APP.
UNLESS OTHERWISE SPECIFIED:		SCALE: DO NOT SCALE				
DIMENSIONS ARE IN INCHES		MAXIMUM ALLOWABLE TOLERANCES HAVE BEEN DETERMINED AND ANY DEVIATIONS WILL BE CAUSE FOR REJECTION.				
TOLERANCES ON FRACTIONS ± 1/64 DECIMALS ± .005 ANGLES ± 1/2°		REMOVE ALL BURRS AND SHARP EDGES				
		1	RAK-29-A			2-20-63
		REQ. PER UNIT	MODEL	SECTION	ASSY. NO.	DATE
		USED ON				