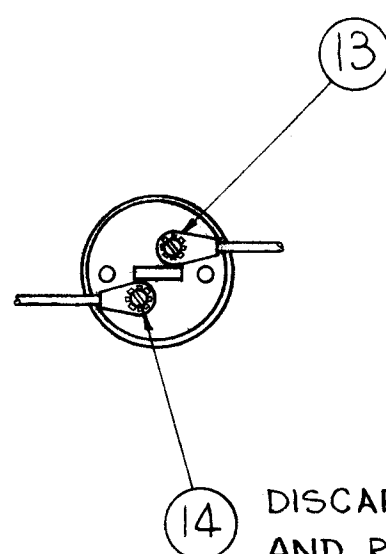
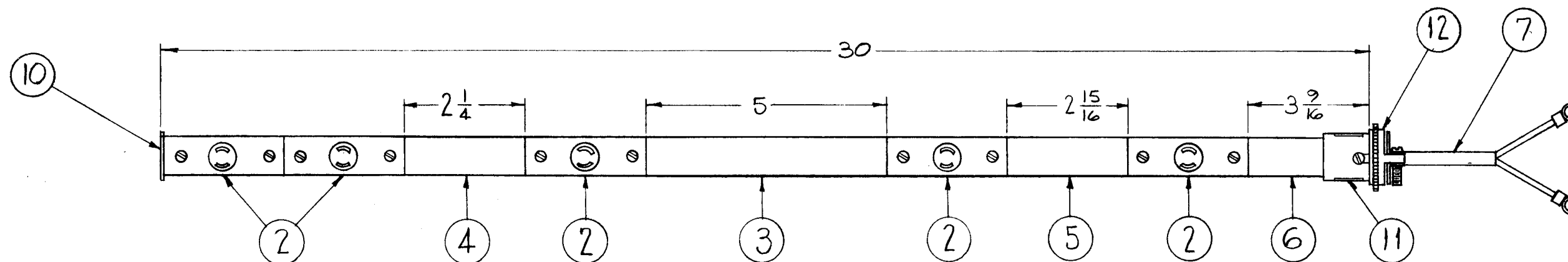


A-3104

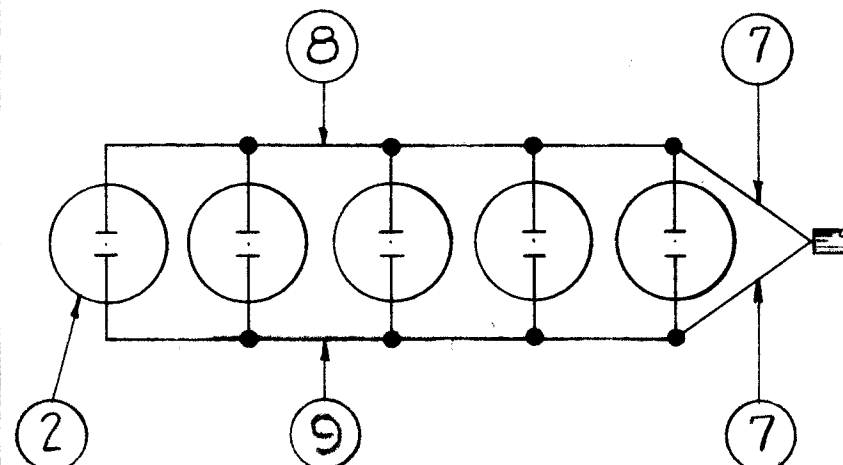
THE CONTENTS OF THIS DRAWING ARE THE EXCLUSIVE PROPERTY OF THE TECHNICAL MATERIEL CORP. ITS UNAUTHORIZED USE OR REPRODUCTION IN WHOLE OR IN PART IS STRICTLY FORBIDDEN.



ADD ITEM 13 AFTER DISCARDING EXISTING SCREWS.

DISCARD EXISTING SCREWS AND REPLACE WITH ITEM 14

HOOK-UP OF ITEM 2



SCHEMATIC

X	15	BS-100	SOLDER, SOFT	
10	14	SCBP0540BN3	SCREW, MACHINE	
12	13	TE-112-2	LUG, TERMINAL	
1	12	CU-113	CLAMP, CABLE	
1	11	PO-162	END FITTING, CABLE ENTRY	
1	10	PO-161	END FITTING, BLANK	
X	9	MWC14(19)U0	CABLE, INSULATED	BLACK
X	8	MWC14(19)U9	CABLE, INSULATED	WHITE
1	7	CA-588-3	CABLE ASS'Y., AC. INPUT	
1	6	PO-163-3.562	COVER, CONNECTOR STRIP	
1	5	PO-163-2.937		
1	4	PO-163-2.250		
1	3	PO-163-5.000	COVER, CONNECTOR STRIP	
5	2	JJ-170	RECEPTACLE, TWIST-LOCK A.C.	
1	1	MS-3046	A.C. STRIP	

REQ.	ITEM	PART NO.	STRUMER DESCRIPTION	SYMBOL
THE TECHNICAL MATERIEL CORP. MAMARONECK, NEW YORK				
AX-405 ASSEMBLY (A.C. POWER STRIP)				
MATERIAL			DRAWN: <i>[Signature]</i> 3/14/63 CHECKED: <i>[Signature]</i> FINAL APPROVAL: <i>[Signature]</i>	
TYPE & TEMPER			FINISH & SPEC. NO. A-3104	

UNLESS OTHERWISE SPECIFIED:	SCALE: (DO NOT SCALE)					
DIMENSIONS ARE IN INCHES	MAXIMUM ALLOWABLE TOLERANCES HAVE BEEN DETERMINED AND ANY DEVIATIONS WILL BE CAUSE FOR REJECTION. REMOVE ALL BURRS AND SHARP EDGES					
TOLERANCES ON FRACTIONS ± 1/64	DECIMALS ± .005 ANGLES ± 1/2°					
SYM	DESCRIPTION	DATE	CH. NO.	DRAFTS	CHECKER	ENG. APP.
A	ITEM (14) WAS SCBP0540BC3 ITEMS (8) COLOR WAS BLACK, (9) COLOR WAS WHITE	4-30-63	8907		<i>[Signature]</i>	<i>[Signature]</i>

1	RAK-16C	A-3106	1-17-63
1	RAK-16B	A-3107	1-17-63
REQ. PER UNIT	MODEL	SECTION	ASSY. NO. DATE
USED ON			