IF IT IS FOUND DESIRABLE TO CHANGE ANY TOLERANCE OR OTHER DETAIL SPECIFIED ON THIS DRAWING NOTIFY THE PURCHASER PROMPTLY.

MAXIMUM ALLOWABLE TOLERANCES HAVE BEEN DETERMINED AND DEVIATIONS WILL BE CAUSE FOR REJECTION. REMOVE ALL BURRS AND SHARP EDGES

RELEASED

A-325 F



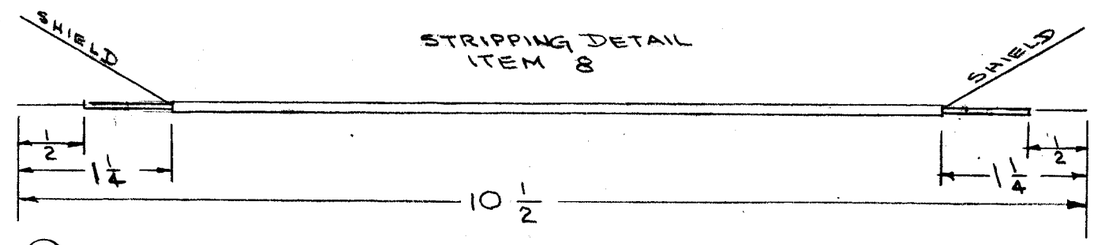

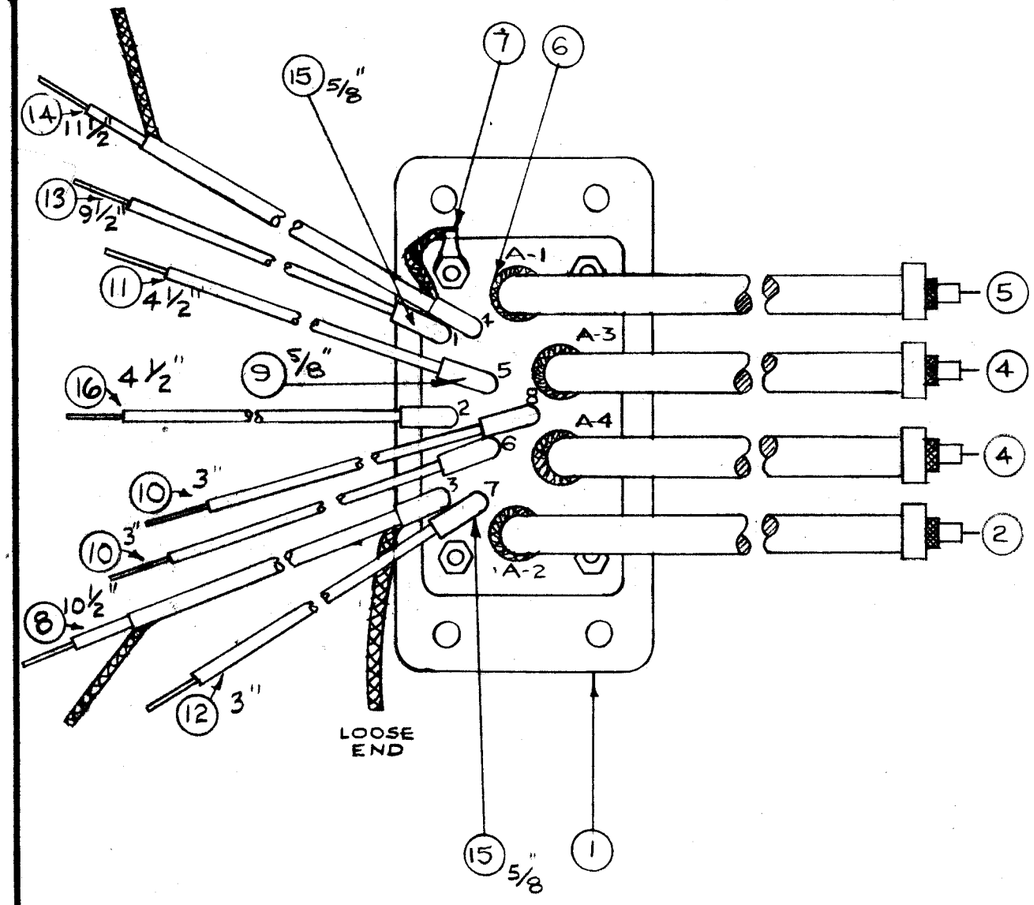

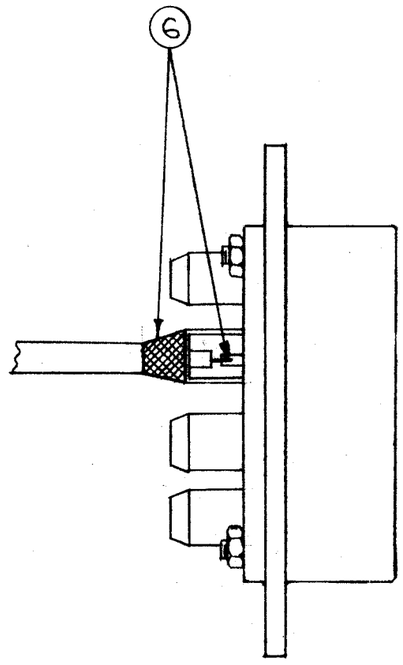

REQ.	ITEM	PART NO.	DESCRIPTION	SYMBOL
4 1/2	16	MWC20(7)U91	CABLE, INSULATED	WH/BRN
1 1/4"	15	PX-100-1-.085	INSULATION, SLEEVING	
11 1/2	14	MWC24(7)SJ9	CABLE, INSULATED, SHIELDED	WHITE
9 1/2"	13	MWC22(7)U PINK	CABLE, INSULATED	PINK
3"	12	MWC22(7)U9		WHITE
4 1/2	11	MWC20(7)U1		BRN
6"	10	MWC18(16)U0	CABLE, INSULATED	BLK
4	9	PX-100-1-.118	INSULATION, SLEEVING	
10 1/2	8	MWC24(7)SJ9	CABLE, INSULATED, SHIELDED	WHITE
1	7	TE-110-3	LUG, SOLDER	
X	6	BS-100	SOLDER SOFT	
1	5	CA-143	CABLE ASS'Y.	A-1
2	4	CA-145	CABLE ASS'Y.	A-3 A-4
//	3	//	DELETED	
1	2	CA-144	CABLE ASS'Y.	A-2
1	1	PL-109	CONNECTOR-MULTI COAXIAL	

ISSUE	ITEM	CHANGED FROM	DATE	CN. NO.	DRAFTS	CHECKER	ENG. APP.
F	2	ITEM(8) WAS WI-101-2	3-14-63	8540	RC	[signature]	[signature]
	1	ITEM(10) WAS MWC18(7)U0					
E	4	ITEM(11) LENGTH WAS 9"	2-1-63	8154	[signature]	[signature]	[signature]
	3	ITEM(16) ADDED					
	2	ITEMS(10,11,12,13) WERE "SRIR"					
	1	ITEM(14) WAS WI-101-4					

TOLERANCES

SCALE: //

ALL OTHERS: DEC. DIM. ± FRAC. DIM. ± ANGULAR DIM. ±

DRILL, PUNCH, COMMERCIAL STOCK SIZES AND MANUFACTURERS TOLERANCES ARE NOT INCLUDED.

QTY PER UNIT	MODEL	PROJECT NO.	ASS'Y. NO.	DATE
1	FFRD-1, 2,	E-458-		4/16/56
1	FFRD-8	104	A-229	12-30-52
1	FFRD-7	104	A-229	12-30-52
1	FFRD-6	104	A-229	12-30-52
1	FFRD-5	104	A-229	12-30-52

USED ON

STOCK SIZE: //

MATERIAL: // WEIGHT PER PC.: //

TYPE & TEMPER: //

HEAT TREAT. SPEC.: //

FINISH & SPEC. NO.: //

THE TECHNICAL MATERIEL CORP.
MAMARONECK. NEW YORK

PLUG ASSEMBLY

DRAWN: 16 12-30-52 ELEC. DES. APP. MECH. DES. APP.

CHECKED: [signature] 12/31/52 FINAL APPROVAL: [signature]

A-325 F