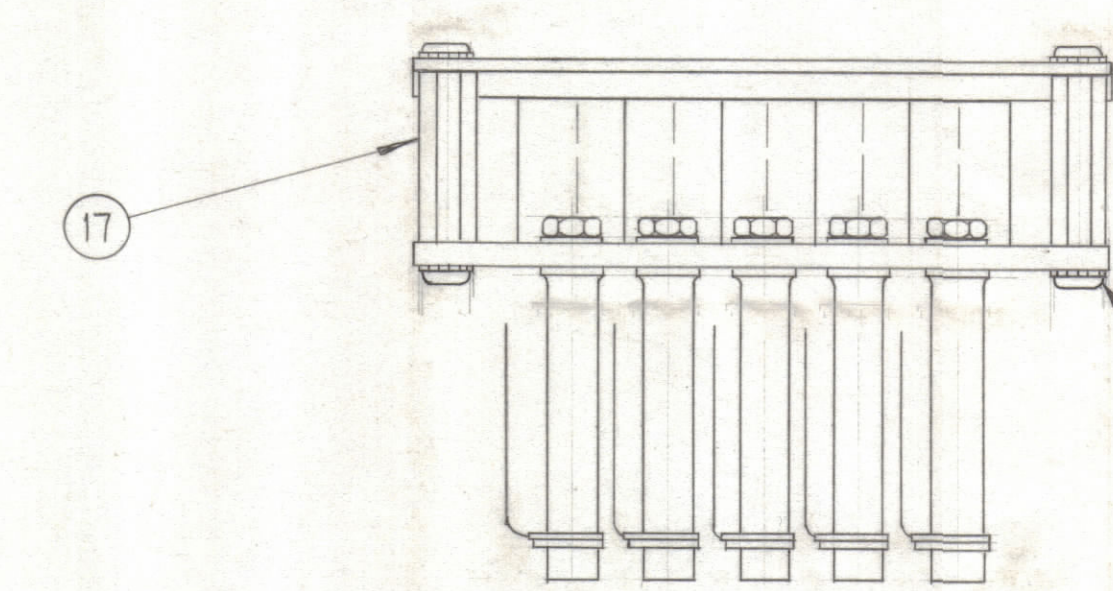
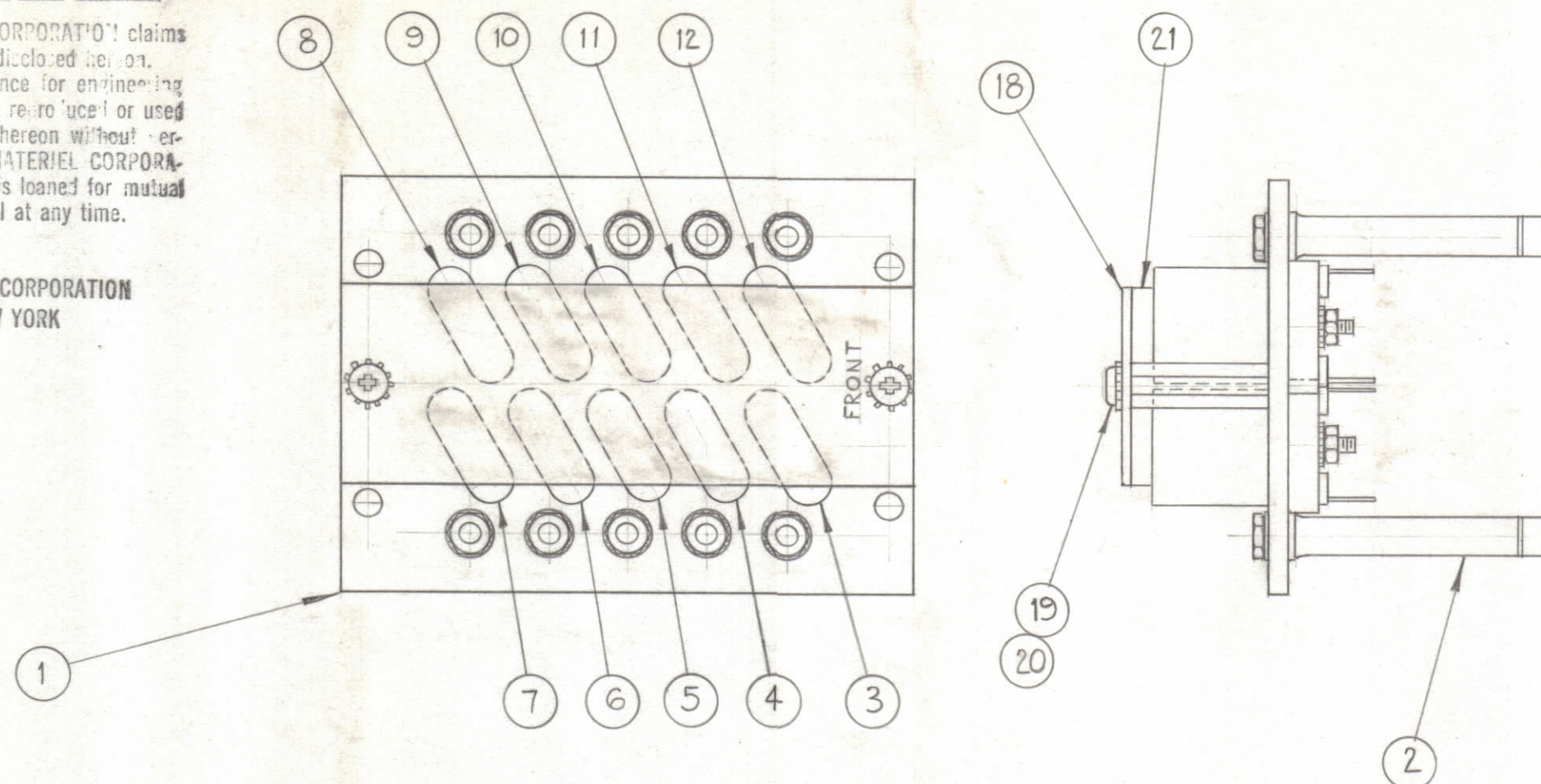


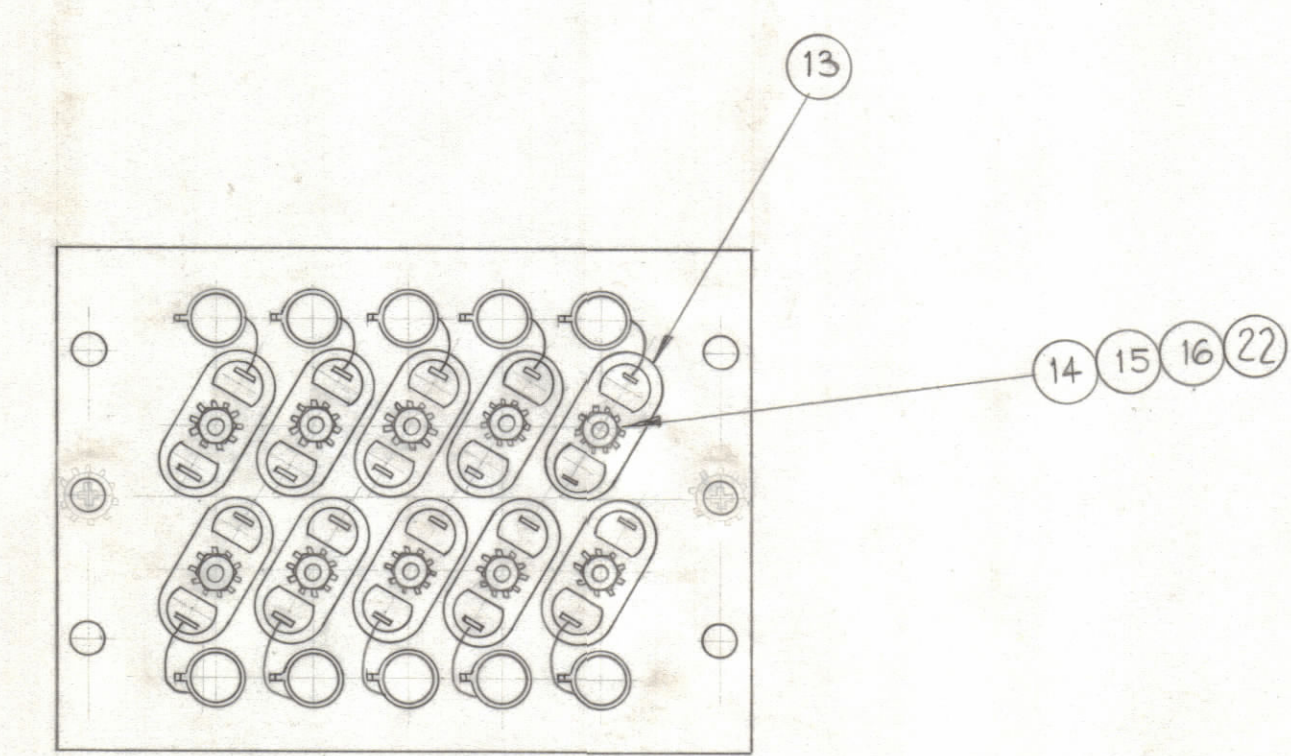
NOTICE TO PERSONS RECEIVING THIS DRAWING

THE TECHNICAL MATERIEL CORPORATION claims proprietary right in the material disclosed hereon. This drawing is issued in confidence for engineering information only and may not be re-used or used to manufacture anything shown hereon without permission from THE TECHNICAL MATERIEL CORPORATION to the user. This drawing is loaned for mutual assistance and is subject to recall at any time.

Property of:
THE TECHNICAL MATERIEL CORPORATION
MAMARONECK, NEW YORK



- NOTE**
- 1) USE (2) EA. ITEMS (19) & (20) TO RETAIN PLATE & SPACER ASSY TO BOARD.
 - 2) WHEN ASSEMBLING A-2419 INTO UNIT, REMOVE THESE ITEMS & USE THEM TO MOUNT A-2419 TO CHASSIS.



C3328 THRU C3337

REVISIONS							
ZONE	SYM	DESCRIPTION	DATE	E.M.N. NO.	DRAFT	CHKD	APPD
D2, C2		ITEM (16) WAS NTH0440BN8, (14) WAS SCBPO440BN8	10-24-62	7435			
D2, C1	A	ITEM (8) REVERSED; (22) ADDED; SYMBOLS REVERSED.					
B 2		LD-1080 ADDED TO ITEM (1)					
D3, D4	B	ITEMS (19) & (20) QTY WAS 2, NOTE ADDED	4-26-63	2891			

REQ'D.	ITEM	PART NUMBER	DESCRIPTION	SYMBOL
10	22	WA-109-17	WASHER, FIBER	
1	21	RY-121-20-6-3.625	STRIP, SPONGE RUBBER	
4	20	SCBPO632BN8	SCREW, MACHINE	
4	19	LWEO6MRN	LOCKWASHER, EXTERNAL	
1	18	MS-2950 (LD-1083)	PLATE, CRYSTAL TIEDOWN	
2	17	TEO632BN58H	SPACER, THREADED	
10	16	NTH0440BN6	NUT, HEX	
10	15	LWEO4MRN	LOCKWASHER, EXTERNAL	
10	14	SCFPO440BN8	SCREW, MACHINE	
10	13	TS-104-2	SOCKET, CRYSTAL	
1	12	CR-109-35	CRYSTAL UNIT, QUARTZ	Y3301
1	11	34		Y3302
1	10	33		Y3303
1	9	32		Y3304
1	8	31		Y3305
1	7	30		Y3306
1	6	29		Y3307
1	5	28		Y3308
1	4	27		Y3309
1	3	CR-109-26	CRYSTAL UNIT, QUARTZ	Y3310
10	2	CV-108-4	CAPACITOR, VARIABLE, PISTON TYPE	
1	1	PX-658 (LD-1080)	BOARD, MOUNTING CRYSTALS	

REQ'D.		ITEM	PART NUMBER	DESCRIPTION	SYMBOL
J. STRUMER LIST OF MATERIAL					
MATERIAL			THE TECHNICAL MATERIEL CORP. MAMARONECK, NEW YORK		
FINISH			TITLE CRYSTAL & CAPACITOR BOARD ASS'Y. #3 (3300 DECK)		
UNLESS OTHERWISE SPECIFIED DIMENSIONS ARE IN INCHES AND INCLUDE CHEMICALLY APPLIED OR PLATED FINISHES		DRAWN W. A. Franco	DATE 6-13-62	FINAL APPROVAL	
DECIMALS .X ± .05 .XX ± .01 .XXX ± .005		CHECKED	DATE 6-22-62	DATE	
FRACTIONS ± 1/64 ANGLES ± 0° 30'		ELECT. DES.	DATE 6-22-62	A-2419	
TOLERANCES		MECH. DES.	DATE 6-22-62	SHEET	
			REV. LTR.		B

NOTES

THE CONTENTS OF THIS DRAWING ARE THE EXCLUSIVE PROPERTY OF THE TECHNICAL MATERIEL CORP. ITS UNAUTHORIZED USE OR REPRODUCTION IN WHOLE OR IN PART IS STRICTLY FORBIDDEN.

1	HFS-1	3300
Q'TY./UNIT	MODEL USED ON	ASS'Y. NO.
SCALE	CODE	
DO NOT SCALE		