A

A-2347

THE CONTENTS OF THIS DRAWING ARE THE EXCLUSIVE PROPERTY OF THE TECHNICAL MATERIEL CORP. ITS UNAUTHORIZED USE OR REPRODUCTION IN WHOLE OR IN PART IS STRICTLY FORBIDDEN.

COIL DATA

SPECIFICATIONS	PRIMARY	SECONDARY	
Cam	.25	.25	
Cam Gear	105	105	
Cam Driver	69	69	
IND (uh)	36 - 40	36 - 40	
Q	45 - 55	45 - 55	
Coil Res. Ω	2	2	
Frequency (MC)	2.5	2.5	
Cond. (uuf)	2000	2000	
Resis. (Ω)			

WINDING DATA

Turns	80	80	
Wire	5/41	5/41	

WINDING INSTRUCTIONS

1. Wind primary first 80 turns of Item 6, starting 1/2" from end. Stake ends with Item 10.
2. Wind secondary 80 turns of Item 6, starting 5/32" from end of primary. Stake ends with Item 10.
3. Color code coil base as shown.
4. Strip and tin leads. Solder them to proper color-coded terminals on base.
5. Measure Q, Ind, Res, without core.
6. Bake for 20 minutes at 215° F. Saturate coil with Item 11.
7. Solder component leads to terminals.
8. Assemble as per drawing and place in can.

—SCHEMATIC DIAGRAM—
(S) INDICATES START OF WINDING.

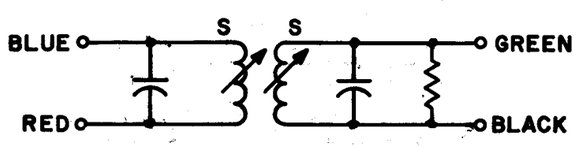

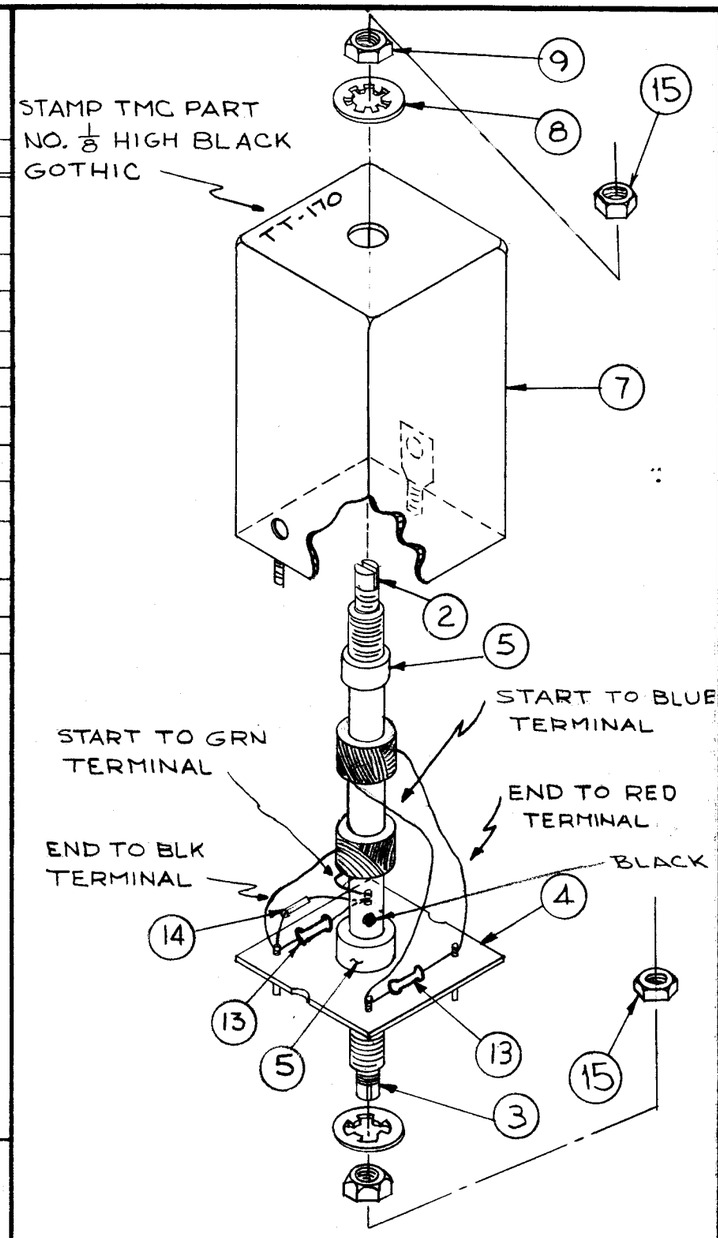

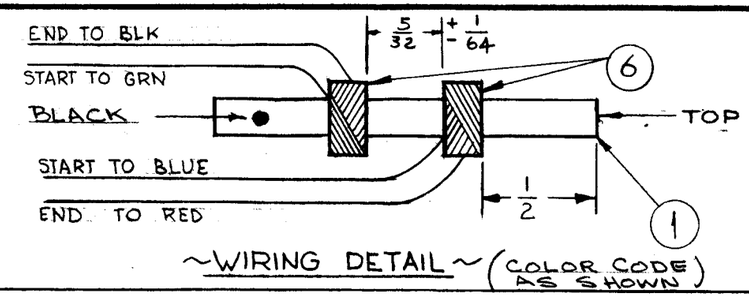

REQ.	ITEM	PART NO.	DESCRIPTION	SYMBOL
2	15	NTH0348BN6	Nut, Hex	
1	14	RC 20GF103K	Resistor, Fixed, Composition	
2	13	CM-112-D202 G3S	Capacitor, Fixed, Mica	
X	12	BS-100	Solder, Soft	
X	11	GL-102	Q-Dope	
X	10	GL-103	Duco	
2	9	NTH-0832BN8	Nut, Hex	
2	8	LWI-08MRN	Lockwasher, Internal	
1	7	A-3029-1	Can Assembly	
X	6	WI-104-541SCQS	Wire, Litz	
2	5	SM-140-2	Bushing, Coil Mounting	
1	4	PX-635-1	Term. Board, Transf. 4 Lugs	
1	3	CI-116-17	Core, Tuning	
1	2	CI-116-6	Core, Tuning	
1	1	CF-122-1.93	Coil Form .250 O.D.	

M. GELLMAN

BOTTOM VIEW

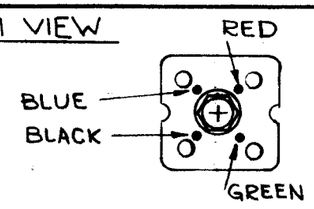

NOTE: COLOR CODE TERM. BD. AS SHOWN

REQ. PER UNIT	MODEL	SECTION	ASS'Y. NO.	DATE
1	HNF-1			3-20-62

USED ON

SYM	DESCRIPTION	DATE	CH. NO.	DRAFTS	CHECKER	ENG. APP.
A	ITEM 15 ADDED TO DWG	11/13/63	10412			

UNLESS OTHERWISE SPECIFIED:
DIMENSIONS ARE IN INCHES
TOLERANCES ON
FRACTIONS ± 1/64 DECIMALS ± .005 ANGLES ± 1/2°

SCALE:

MAXIMUM ALLOWABLE TOLERANCES HAVE BEEN DETERMINED AND ANY DEVIATIONS WILL BE CAUSE FOR REJECTION. REMOVE ALL BURRS AND SHARP EDGES

STOCK SIZE

MATERIAL

TYPE & TEMPER | HEAT TREAT. SPEC.

FINISH & SPEC. NO.

THE TECHNICAL MATERIEL CORP.
MAMARONECK, NEW YORK

TT-170 TRANSFORMER ASSY.
(TRANS I F TUNED)

DRAWN | CHECKED | FINAL APPROVAL

ELEC. DES. APP. | MECH. DES. APP.

A-2347 | A