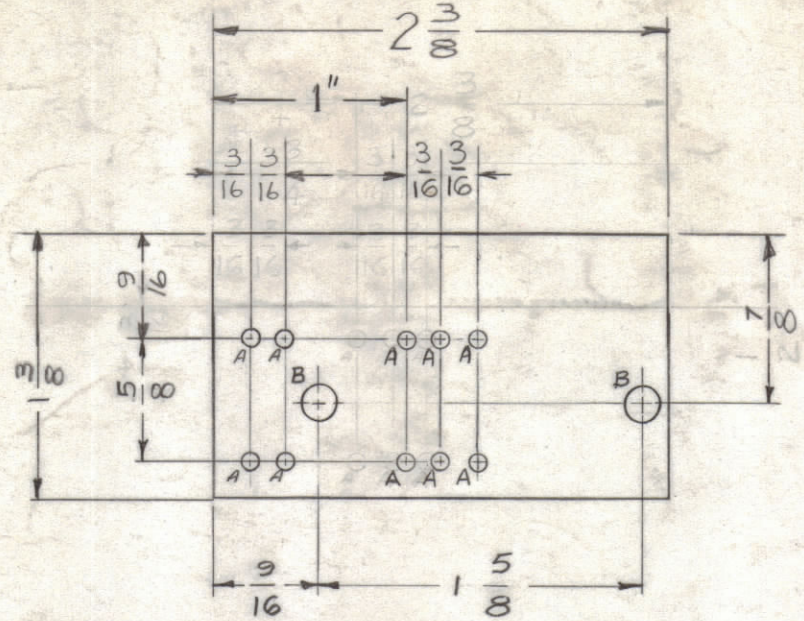
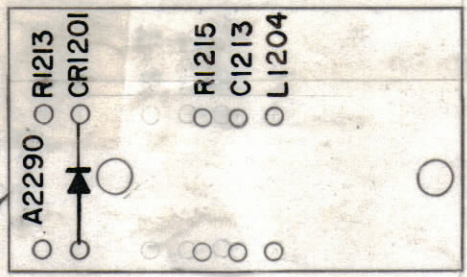


A~.070 DIA. 10 REQ,
B~.189 DIA. 2 REQ.

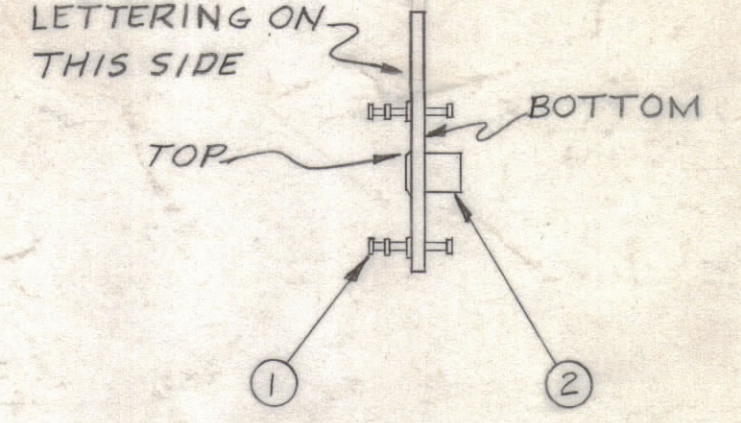


STAGE I~MACHINING (A-2290-1)
MATERIAL~.062, XXXP, PHENOLIC, FINISH~NATURAL

MARK TMC PART



LETTERING TO BE $\frac{3}{32}$ HIGH BLACK LUSTERLESS, GOTHIC.
MARK TMC PART NO WITH LATEST REVISION LETTER.
MARKING PROCESS: AS PER TMC SPECIFICATION S-727.
STAGE-II STAMPING (A-2290-2)



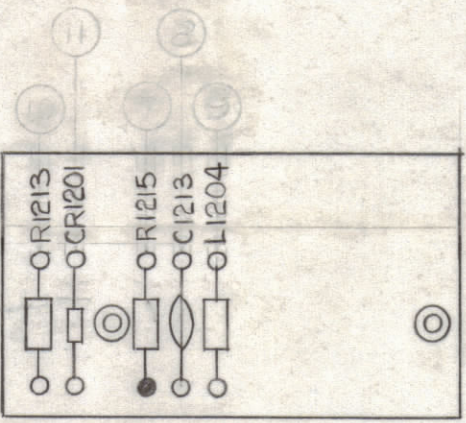
STAGE-III-SUB-ASS'Y. (A-2290-3)

NOTICE TO PERSONS RECEIVING THIS DRAWING

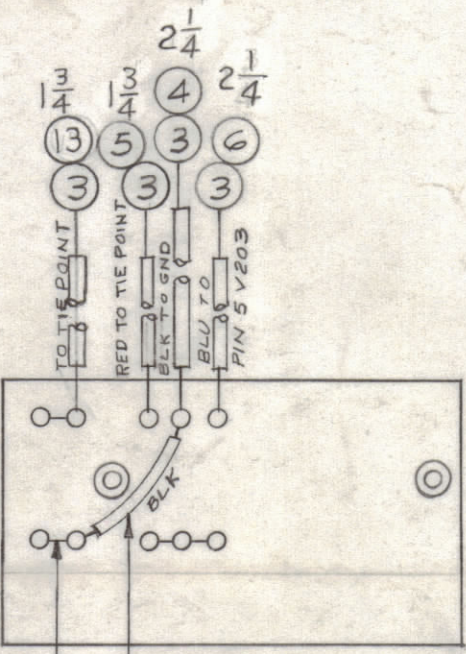
THE TECHNICAL MATERIEL CORPORATION claims proprietary right in the material disclosed hereon. This drawing is issued in confidence for engineering information only and may not be re, reduced or used to manufacture anything shown hereon without permission from THE TECHNICAL MATERIEL CORPORATION to the user. This drawing is loaned for mutual assistance and is subject to recall at any time.

Property of:
THE TECHNICAL MATERIEL CORPORATION
MAMARONECK, NEW YORK

TOP VIEW



BOTTOM VIEW



ALL BUSS WIRE USED

NOTE:
1.- ALL SLEEVING TO BE $\frac{1}{2}$ " SHORTER THEN BUSS-WIRE
2.- ●-DENOTES POINTS LEFT UNSOLDERED.

STAGE IV~ELECTRICAL ASS'Y. (A-2290-4)

REQ.	ITEM	PART NO.	DESCRIPTION	SYMBOL
1 1/4	13	PX104-4-034	INSULATION SLEEVING, SIZE 20	GREEN
X	12	BS-100	SOLDER, SOFT	
1	11	1N4633-474	SEMICONDUCTOR DEVICE, DIODE	CR1201
1	10	RC206F474J	RESISTOR, FIXED, COMP.	R1213
1	9	CL-275-473	COIL, RF, FIXED	L1204
1	8	CC100-16	CAPACITOR, FIXED, CERAMIC, DISC	C1213
1	7	RC326F122J	RESISTOR, FIXED, COMP.	R1215
1 3/4	6	PX-104-6-034	INSULATION SLEEVING, SIZE 20	BLUE
1 1/4	5	PX-104-3-034	INSULATION SLEEVING, SIZE 20	RED
2 1/2	4	PX-104-1-034	INSULATION SLEEVING, SIZE 20	BLACK
8"	3	WL-100-7	WIRE, BUSS, SIZE 22	
2	2	TE-184-3	SPACER, RIVET TYPE	
10	1	TE-168-4-B	TERMINAL, STUD, MINIATURE	

SYM	ZONE	DESCRIPTION	DATE	CH. NO.	DRAFTS	CHECKER	ENG. APP.
C	D6	ITEM 13 & NOTE 2 ADDED, ITEM 3 WAS WL100-6 LENGTH OF LEADS CHANGED FROM 1 TO 1 1/4, 1 1/4 TO 1 3/4, 1 1/2 TO 2 1/4, 1 3/4 TO 2 1/4.	6/22/64	11629	A.M.	SR	J
B	B1, B2	BLDUP REVISED TO CORRECT TITLES.	11/16/64	10715	SR	SR	SR
A	B2	LENGTHS ADDED TO ITEMS (3) TO (6)	2-7-63	8061	SR	SR	SR

UNLESS OTHERWISE SPECIFIED:
DIMENSIONS ARE IN INCHES
TOLERANCES ON FRACTIONS $\pm 1/64$ DECIMALS $\pm .005$ ANGLES $\pm 1/2^\circ$

SCALE
MAXIMUM ALLOWABLE TOLERANCES HAVE BEEN DETERMINED AND ANY DEVIATIONS WILL BE CAUSE FOR REJECTION. REMOVE ALL BURRS & SHARP EDGES

REQ. PER UNIT	MODEL	SECTION	ASS'Y. NO.	DATE
1	HFR-1/C			7-29-62

REQ.	ITEM	PART NO.	M. GELLMAN	DESCRIPTION	SYMBOL
THE TECHNICAL MATERIEL CORP. MAMARONECK, NEW YORK					
TERMINAL BOARD & COMPONENT ASS'Y					
1.75MC IF & NOISE SILENCER SECTION					
W.S.		H.Q.		B.P.	
DRAWN		CHECKED		FINAL APPROVAL	
TYPE & TEMPER		HEAT TREAT. SPEC.		A-2290 D	
FINISH & SPEC. NO.		ELEC. DES. APP.		MECH. DES. APP.	
		SHEET		OF	