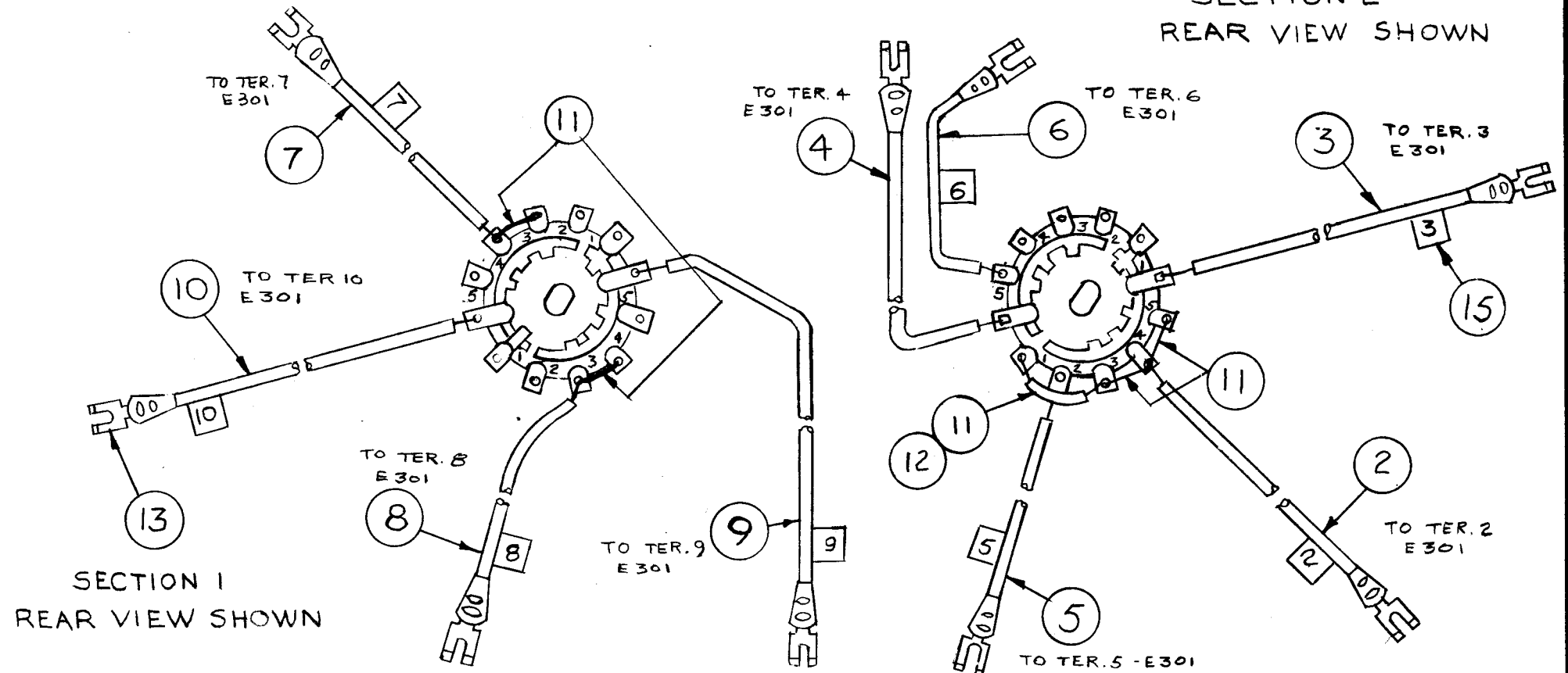
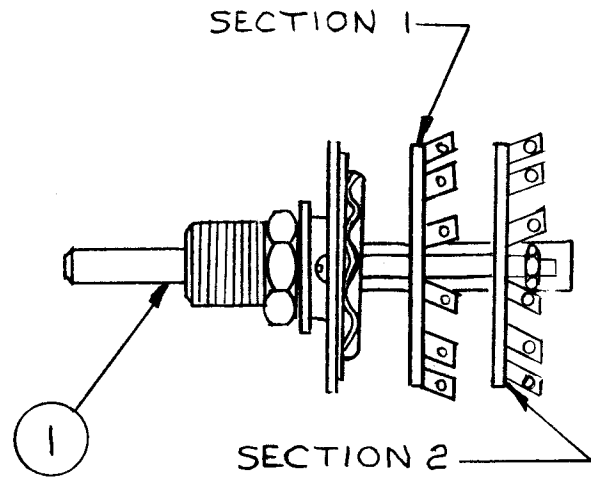
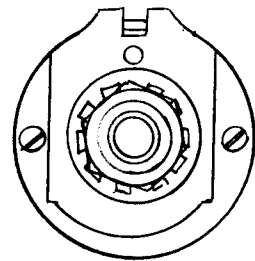


A-2167



NOTE - SWITCH SHOWN IN POSITION 1

X	15	LA 101	WIRE MARKER (NO'S 2 TRHU 10)	
X	14	BS 100	SOLDER, SOFT	
9	13	TE 120-2	LUG SPADE	
X	12	PX 100-0-022	INSULATION, SLEEVING	BLACK
X	11	WL 100-8	WIRE, BUSS	
3 1/4"	10	MWC22(7)U8	CABLE, INSULATED	GREY
6	9			VIOLET
3 1/2"	8			BLUE
3"	7			GREEN
3 1/4"	6			YELL.
4 3/4"	5			ORAN.
4 5/8"	4			RED
2 1/2"	3			BROWN
3 1/4"	2	MWC22(7)U0	CABLE, INSULATED	BLACK
	1	SW 265	SWITCH, ROTARY, 5 POSITION	

REQ. ITEM	PART NO.	DESCRIPTION	SYMBOL
THE TECHNICAL MATERIEL CORP. MAMARONECK, NEW YORK			
AS-122 ASSY (MODE SWITCH)			
MATERIAL			
		R. LOPEZ 9-9-61	ab
TYPE & TEMPER		HEAT TREAT. SPEC.	DRAWN
			CHECKER
			FINAL APPROVAL
			A-2167
FINISH & SPEC. NO.		ELEC. DES. APP.	MECH. DES. APP.

SYM	DESCRIPTION	DATE	CH. NO.	DRAFTS	CHECKER	ENG. APP.
UNLESS OTHERWISE SPECIFIED:						
DIMENSIONS ARE IN INCHES		SCALE: 2AS-122				
TOLERANCES ON FRACTIONS ± 1/64		MAXIMUM ALLOWABLE TOLERANCES HAVE BEEN DETERMINED AND ANY DEVIATIONS WILL BE CAUSE FOR REJECTION. REMOVE ALL BURRS AND SHARP EDGES				
DECIMALS ± .005						
ANGLES ± 1/2°						
1		MCP-3				
REQ. PER UNIT	MODEL	SECTION	ASS'Y. NO.	DATE		
USED ON						