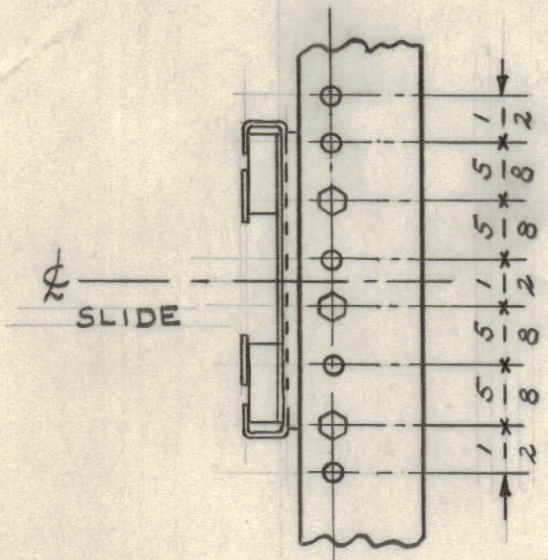


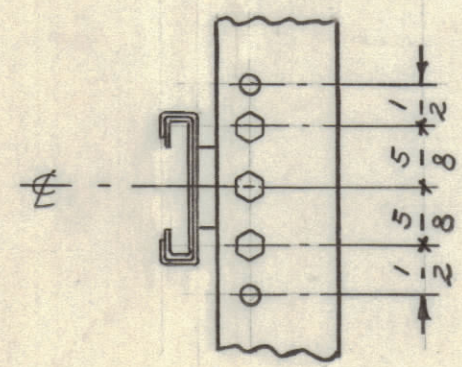
NOTICE TO PERSONS RECEIVING THIS DRAWING

THE TECHNICAL MATERIEL CORPORATION claims proprietary right in the material disclosed herein. This drawing is issued in confidence for engineering information only and may not be reproduced or used to manufacture any thing shown hereon without permission from THE TECHNICAL MATERIEL CORPORATION to the user. This drawing is loaned for mutual assistance and is subject to recall at any time.

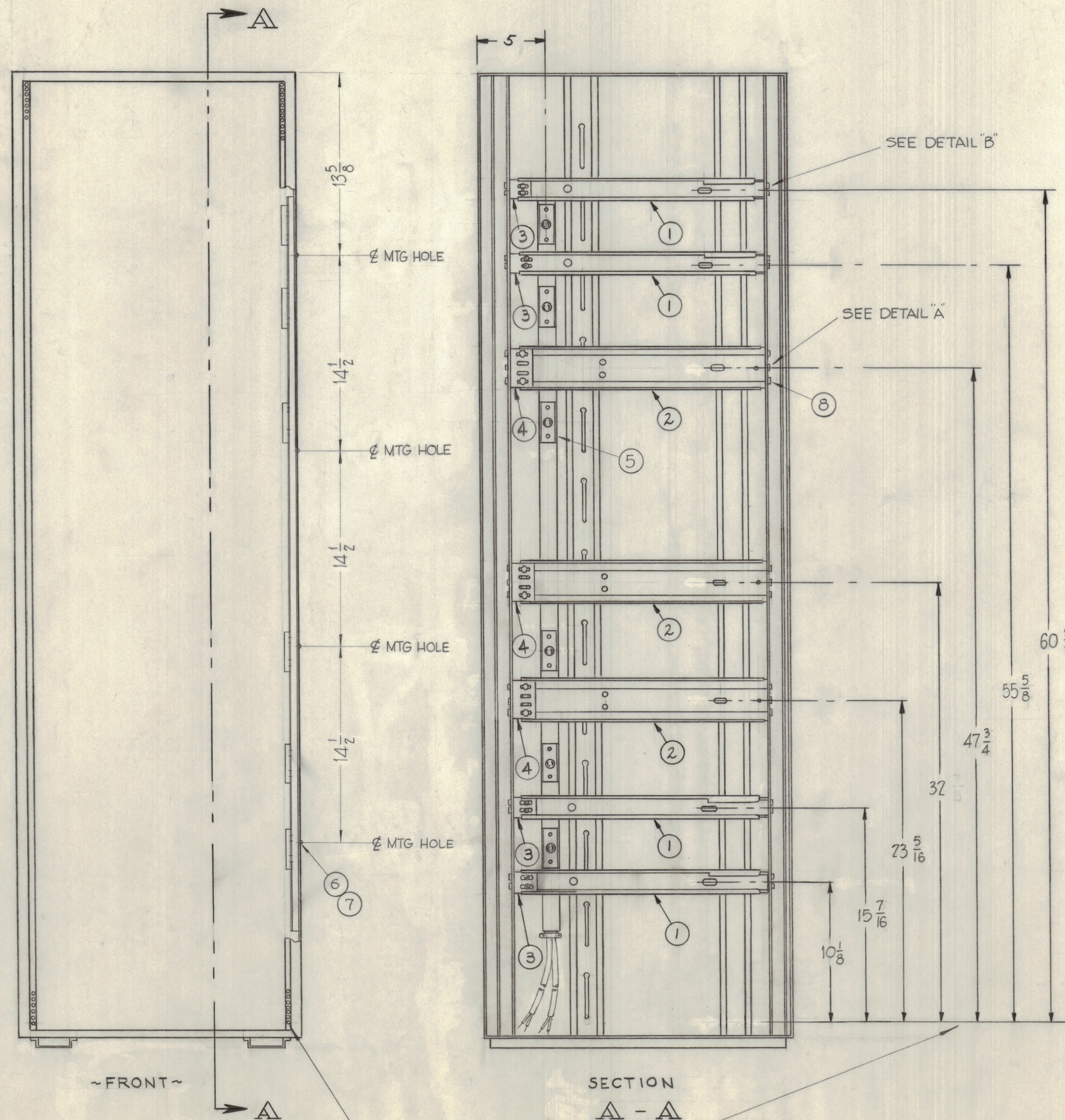
Property of:  
THE TECHNICAL MATERIEL CORPORATION  
MAMARONECK, NEW YORK



DETAIL "A"  
(SLIDE MOUNTING FOR ITEM NO. 2)  
(3 REQ.)



DETAIL "B"  
(SLIDE MOUNTING FOR ITEM NO. 1)  
(4 REQ.)



ALL DIMENSIONS FOR SLIDES  
TAKEN FROM THE CENTER OF  
FIRST HOLE

REQ. ITEM	PART NO.	DESCRIPTION	SYMBOL
68	8	SCHH103Z5N8	SCREW, HEXAGON HEAD
4	7	LWE06MRN	LOCKWASHER, EXTERNAL TOOTH
4	6	SCBS063ZBN5	SCREW, MACHINE
1	5	A-2075	AX-253 ASSY (AC POWER STRIP)
6	4	MS-2458	ADAPTER BRKT.
8	3	MS-2457	ADAPTER BRKT., REAR 1 3/4 SLIDE
3	2	TK-101-18	TRACK & SLIDE SET, TILT TYPE
4	1	TK-105-18	TRACK & SLIDE, 1-3/4", TILT

MATERIAL		FINISH & SPEC. NO.	
DDR 6E			

DATE	BY	CHKD	APP'D
3-1-61			

DRAWN		CHECKED		FINAL APPROVAL	

DEFINANCE NO. 1020	
A-2105	

SYM	ZONE	DESCRIPTION	DATE	CH. NO.	DRAFTS	CHECKER	ENG. APP.

UNLESS OTHERWISE SPECIFIED:  
SCALE 3/16" = 1" (Do Not Scale)

DIMENSIONS ARE IN INCHES  
TOLERANCES ON  
FRACTIONS ± 1/64    DECIMALS ± .005    ANGLES ± 1/2°

MAXIMUM ALLOWABLE TOLERANCES HAVE BEEN DETERMINED AND ANY DEVIATIONS WILL BE CAUSE FOR REJECTION. REMOVE ALL BURRS & SHARP EDGES

A-2105