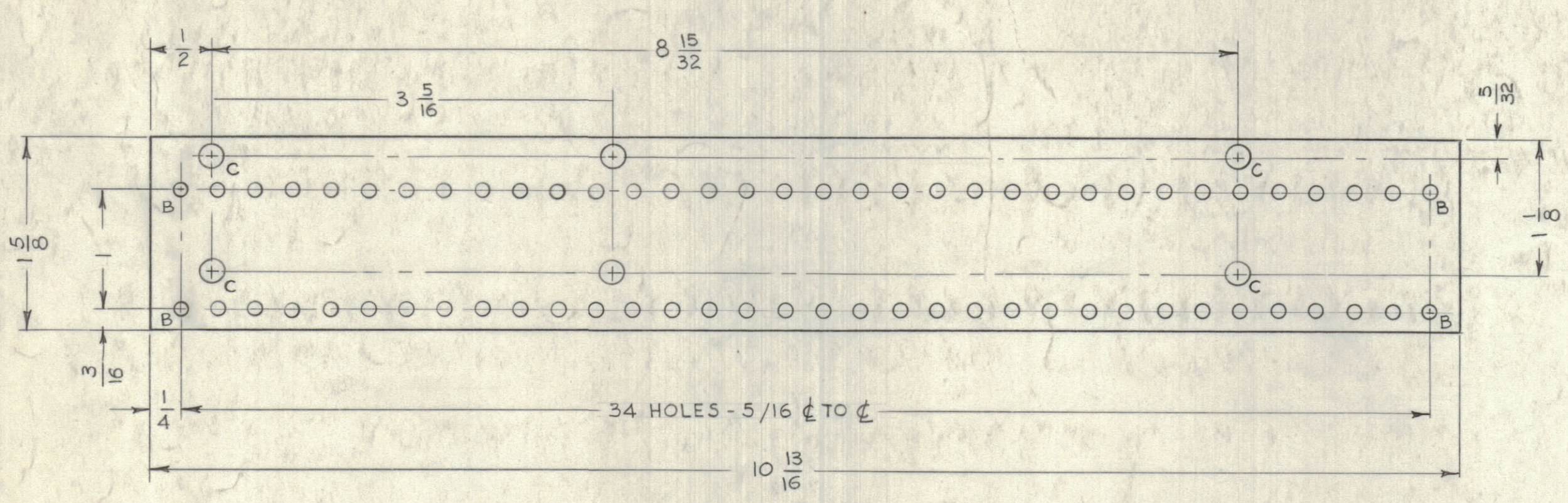
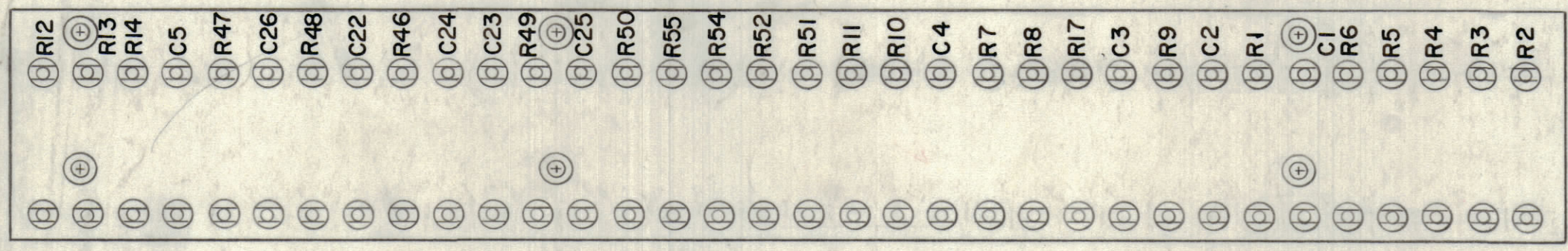


B-#32 DRILL 68 REQ.
C-#12 DRILL 6 REQ.

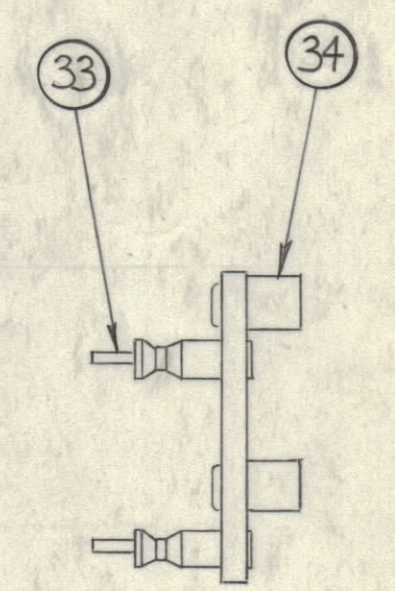


MACHINING (A-2071-1)
MATERIAL .125 XXXP, PHENOLIC, FINISH NATURAL



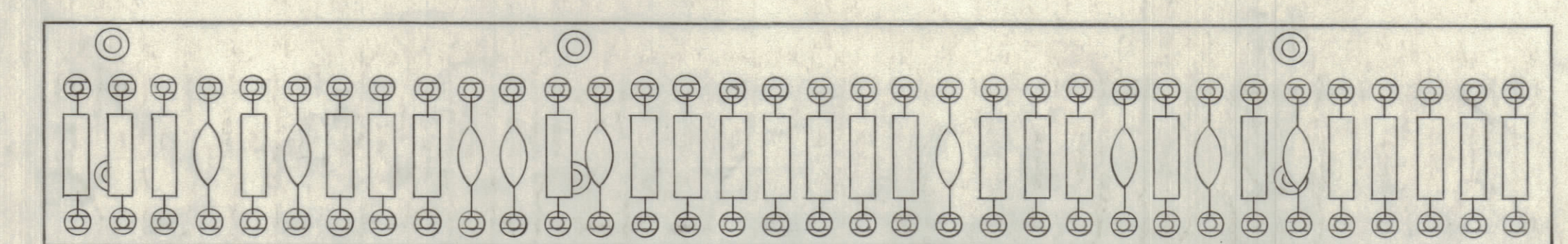
STAMPING TO BE 1/8 HIGH BLACK GOTHIC.

STAMPING (A-2071-2)

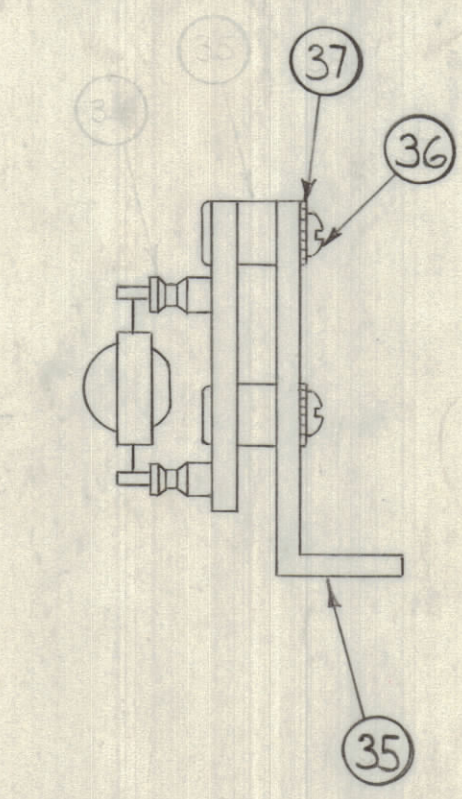
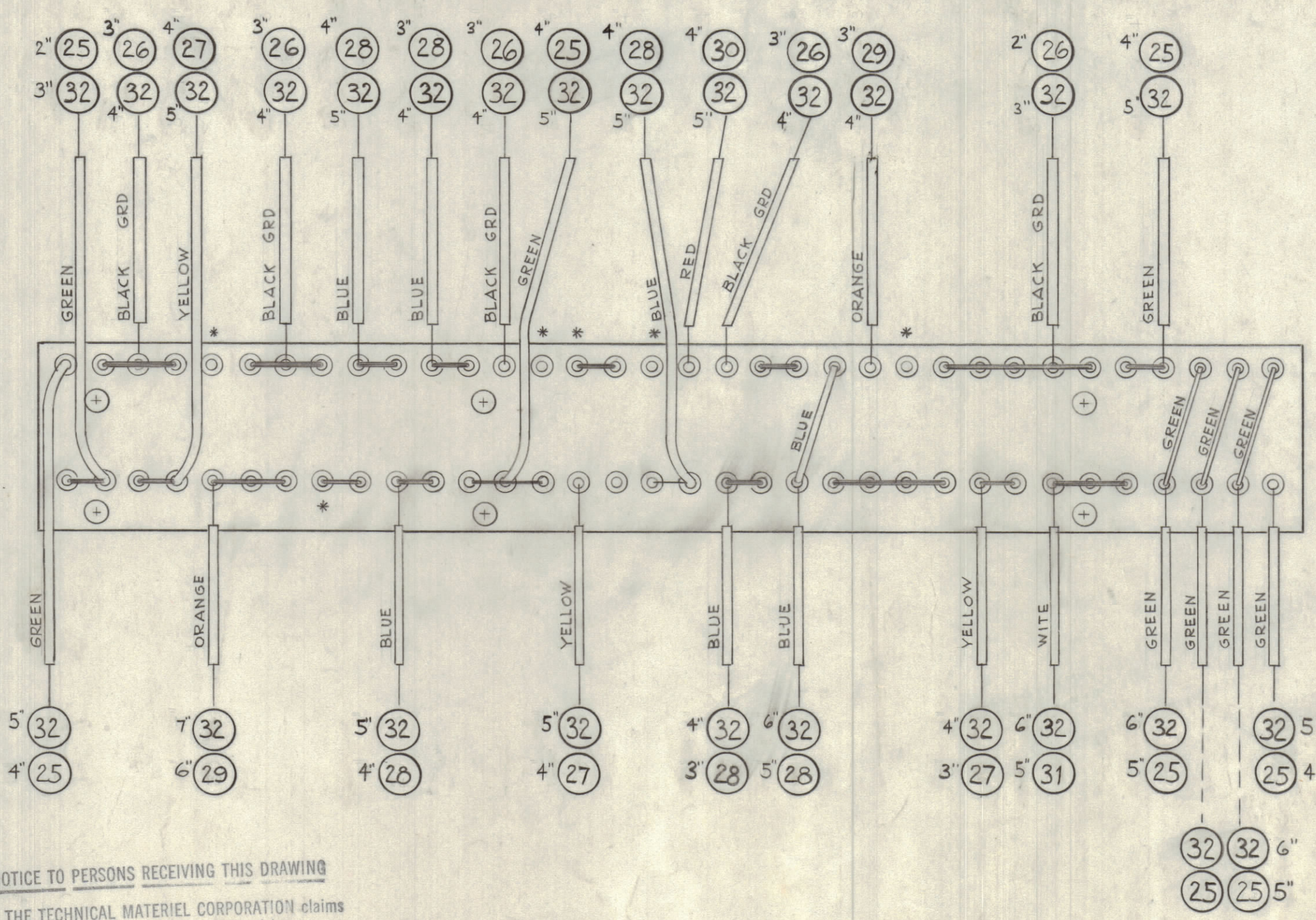


SUB-ASSY (A-2071-3)

TOP TOP VIEW



REAR VIEW



* DO NOT SOLDER THESE CONNECTIONS

REQ.	ITEM	PART NO.	DESCRIPTION	SYMBOL
6	37	LWE06MRN	LOCK WASHER, EXT.	
6	36	SCBS0632BN6	SCREW, MACHINE	
3	35	M5-1321	BRACKET, ANGLE, T.B.	
6	34	TE-108-B	STANDOFF, RIVET TYPE	
68	33	TE-109-3	TERMINAL, LUG	
X	32	WL-100-7	WIRE, BUSS	
X	31	PX-104-7-034	INSULATION, SLEEVING (20)	GREY
X	30	3		RED
X	29	8		ORANGE
X	28	6		BLUE
X	27	2		YELLOW
X	26	1		BLACK
X	25	PX-104-4-034	INSULATION, SLEEVING	GREEN
1	24	RC-20GF273K	RESISTOR, FIXED COMP.	R12
2	23	473K		R13, R48
1	22	RC20GF184K	RESISTOR, FIXED COMP.	R47
1	21	CP-106C474-2	CAPACITOR PAPER	C22
2	20	CC-100-3	CAPACITOR, DISC.	C23, C24
2	19	RC20GF155K	RESISTOR, FIXED COMP.	R46, 49
1	18	RC20GF105K		R50
1	17	RC42GF223K		R55
1	16	RC20GF274K		R54
1	15	333K		R52
1	14	472K		R51
1	13	224K		R11
1	12	104K		R10
1	11	103K		R7
1	10	RC20GF101K	RESISTOR, FIXED COMP.	R8
3	9	CC-100-16	CAPACITOR, DISC.	C3, 4, 25
2	8	RC20GF151K	RESISTOR, FIXED	R9, 14
1	7	RC20GF474K	RESISTOR, FIXED	R1
4	6	CC-100-28	CAPACITOR, DISC.	C1, 2, 5, 26
1	5	RC20GF102K	RESISTOR, FIXED COMP.	R6
1	4	222K		R5
2	3	682K		R4, R17
1	2	223K		R3
1	1	RC20GF683K	RESISTOR, FIXED COMP.	R2

NOTICE TO PERSONS RECEIVING THIS DRAWING
THE TECHNICAL MATERIEL CORPORATION claims proprietary right in the material disclosed hereon. This drawing is issued in confidence for engineering information only and may not be reproduced or used to manufacture anything shown hereon without permission from THE TECHNICAL MATERIEL CORPORATION to the user. This drawing is loaned for mutual assistance and is subject to recall at any time.
Property of:
THE TECHNICAL MATERIEL CORPORATION
MAMARONECK, NEW YORK

ELECTRICAL ASSEMBLY (A-2071-4)

SYM	ZONE	DESCRIPTION	DATE	CH. NO.	DRAFTS	CHECKER	ENG. APP.
UNLESS OTHERWISE SPECIFIED:			SCALE				
DIMENSIONS ARE IN INCHES			MAXIMUM ALLOWABLE TOLERANCES HAVE BEEN DETERMINED AND ANY DEVIATIONS WILL BE CAUSE FOR REJECTION. REMOVE ALL BURRS & SHARP EDGES				
TOLERANCES ON FRACTIONS ± 1/64			DECIMALS ± .005			ANGLES ± 1/2°	

REQ. PER UNIT	MODEL	SECTION	ASS'Y. NO.	DATE
1	AFC-1A			3-13-61

MATERIAL		DRAWN		CHECKED		FINAL APPROVAL	
.125 STOCK SIZE		xxxp		[Signature]		[Signature]	
PHENOLIC		TYPE & TEMPER		HEAT TREAT. SPEC.		A-2071	
NATURAL		FINISH & SPEC. NO.		ELEC. DES. APP.		MECH. DES. APP.	

A-2071

A