IF IT IS FOUND DESIRABLE TO CHANGE ANY TOLERANCE OR OTHER DETAIL SPECIFIED ON THIS DRAWING NOTIFY THE PURCHASER PROMPTLY.

MAXIMUM ALLOWABLE TOLERANCES HAVE BEEN DETERMINED AND DEVIATIONS WILL BE CAUSE FOR REJECTION. REMOVE ALL BURRS AND SHARP EDGES

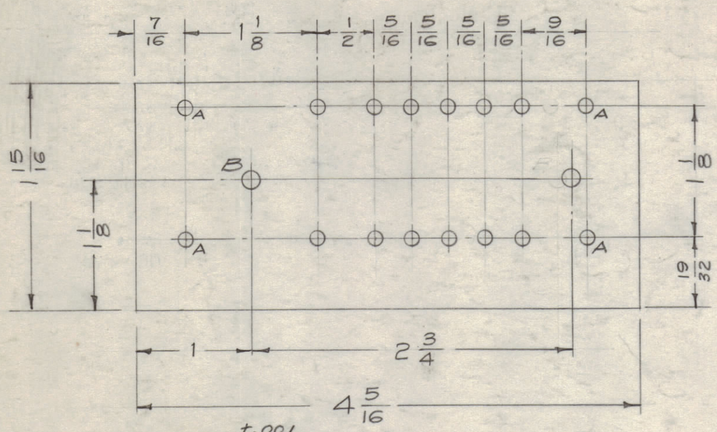

A- No. 33 Dr. (.113) ±.001 16 Req.
B- 5/32 (.156) D. 2 Req.

A-1599-1
STAGE 1 - MACHINING

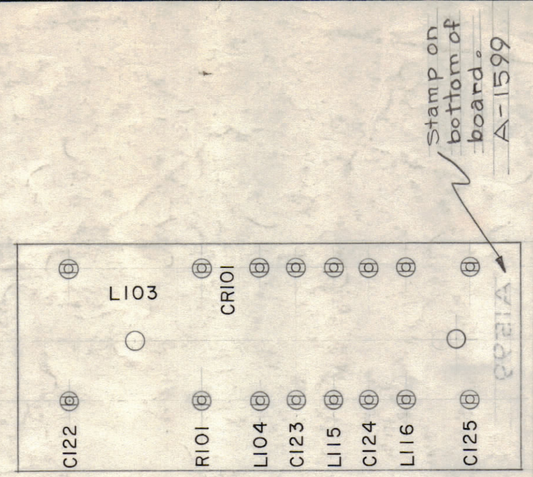

1-MARKING PROCESS: AS PER TMC SPECIFICATION S-727.
2-LETTERING: 1/8 HIGH BLACK GOTHIC.
3-LETTERING TO BE CENTERED ON HOLES.
4-APPLY S113 AFTER MARKING.

*FUNGUS PROOFING PER TMC SPECIFICATION S-113

A-1599-2
STAGE 2 - LETTERING

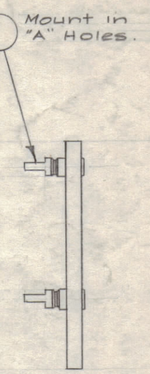

A-1599-3
STAGE 3
SUB ASSEMBLY

NOTICE TO PERSONS RECEIVING THIS DRAWING

THE TECHNICAL MATERIEL CORPORATION claims proprietary right in the material disclosed hereon. This drawing is issued in confidence for engineering information only and may not be reproduced or used to manufacture anything shown hereon without permission from THE TECHNICAL MATERIEL CORPORATION to the user. This drawing is loaned for mutual assistance and is subject to recall at any time.

Property of:
THE TECHNICAL MATERIEL CORPORATION
MAMARONECK, NEW YORK

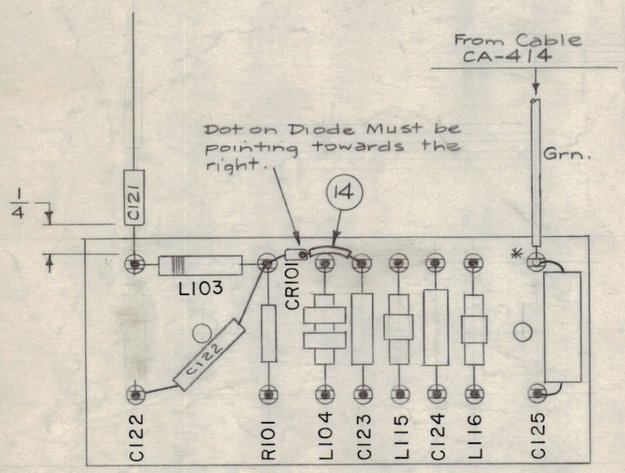

Note: Solder all Connections except terminal Marked "*" which will be soldered upon Ass'y. of Terminal board into Unit.

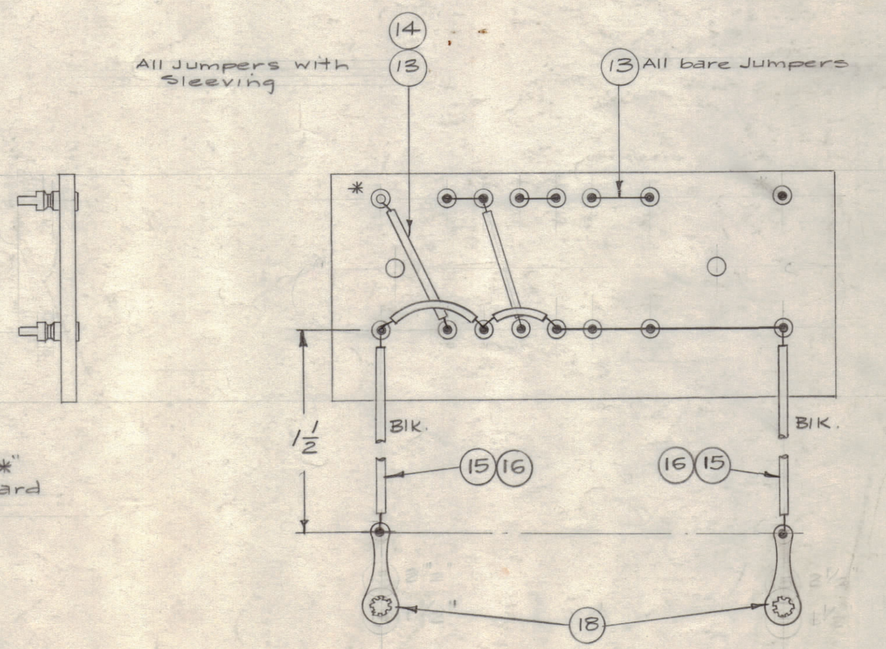

A-1599-4
STAGE 4 - FINAL ASSEMBLY

A-1599 E

REQ.	ITEM	PART NO.	DESCRIPTION	SYMBOL
2	18	TE-104-2	Lug, Terminal, Locking	No6
X	17	BS-100	Solder, Soft.	
X	16	PX-104-1-034	Insulation, Sleeving (20Ga.)	BLK.
X	15	WL-100-7	Wire, Buss (22 Ga.)	
X	14	PX-104-1-022	Insulation, Sleeving (24 Ga.)	BLK.
X	13	WL-100-8	Wire, Buss (24 Ga.)	
1	12	CC21SL030C	Capacitor, Fixed, Ceramic	C121
1	11	1N303	Diode, Silicon.	CR101
1	10	RC20GF222J	Resistor, Fixed, Comp., 2.2K	R101
1	9	CL-139	Coil, RF, 1.1 μhy	L103
1	8	CL180	Coil, RF, 26.4 μhy	L116
1	7	CL177	Coil, RF, 128 μhy	L115
1	6	CL-100-5	Coil, RF, 750 μhy	L104
1	5	CN10BB1003K	Capacitor, Fixed, Mylar	C125
1	4	CM30F202G03	Capacitor, Fixed, Mica	C124
1	3	CM15C270J03	Capacitor, Fixed, Mica	C122
1	2	CM20F102G03	Capacitor, Fixed, Mica	C123
16	1	TE-109-3	Terminal	

E		IT. 8, 7-P/N CHG. WERE 'A' NOS.	6-22-12	20747	GE	EJ	EJ
D		B/M UPDATED	11-18-66	17269	WHW		
C		STAGE 2 NOTES ADDED	4/13/64	11186	AM		
B	2	ADDED STAGE NUMBERING	3-25-63	8598	RC		
	1	STAGES 2&3 WERE REVERSED					
A	1	C122 RELOCATED	12/1/58	543			
ISSUE	ITEM	CHANGED FROM	DATE	CN. NO.	DRAFTS	CHECKER	ENG. APP.

TOLERANCES — SCALE: FULL

ALL OTHERS: DEC. DIM. ± ; FRAC. DIM. ± 1/64 ; ANGULAR DIM. ±

DRILL, PUNCH, COMMERCIAL STOCK SIZES AND MANUFACTURERS TOLERANCES ARE NOT INCLUDED.

REQ PER UNIT	MODEL	SECTION	PROJECT NO.	ASS'Y. NO.	DATE
1	RTF-2	Pow. Ampl.	E-1041-1		11-24-58

USED ON

STOCK SIZE	1/8 Thk.
MATERIAL	Phenolic
WEIGHT PER PC.	—
TYPE & TEMPER	XXXP LAMINATE
HEAT TREAT. SPEC.	—
FINISH & SPEC. NO.	NATURAL *

THE TECHNICAL MATERIEL CORP.
MAMARONECK. NEW YORK

TERMINAL BOARD, ALL STAGES

DRAWN	ELEC. DES. APP.	MECH. DES. APP.
11-24-58	P.A.	
CHECKED	FINAL APPROVAL	

A-1599 E

FORM—110