

IF IT IS FOUND DESIRABLE TO CHANGE ANY TOLERANCE OR OTHER DETAIL SPECIFIED ON THIS DRAWING NOTIFY THE PURCHASER PROMPTLY.

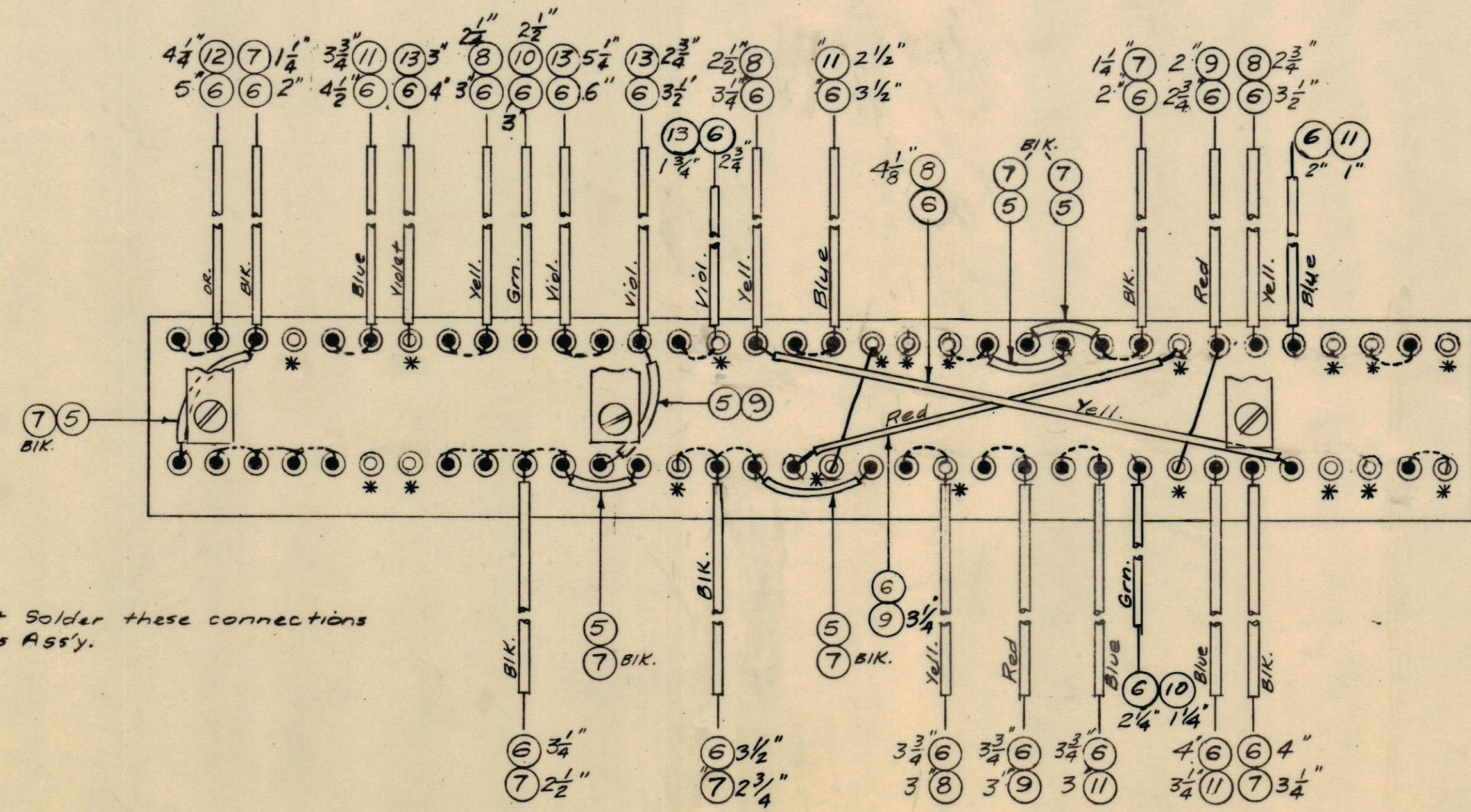
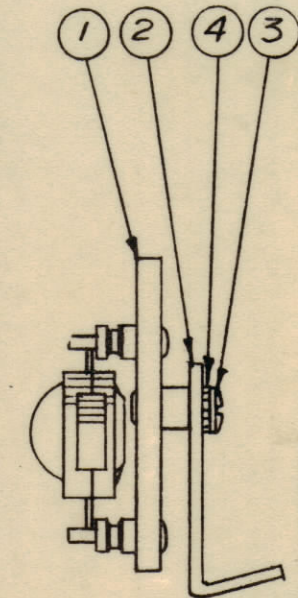
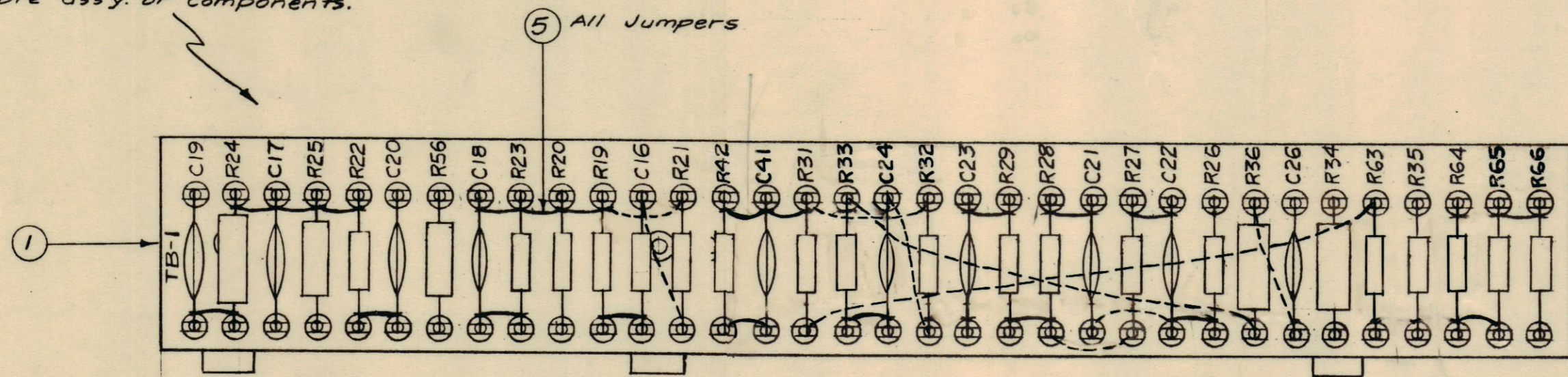
MAXIMUM ALLOWABLE TOLERANCES HAVE BEEN DETERMINED AND DEVIATIONS WILL BE CAUSE FOR REJECTION. REMOVE ALL BURRS AND SHARP EDGES

Stamping to be 1/8" high black Gothic. Stamp before ass'y. of components.

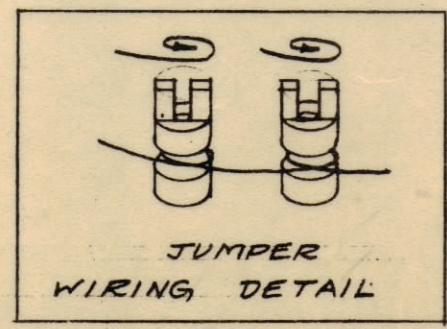
NOTICE TO PERSONS RECEIVING THIS DRAWING

THE TECHNICAL MATERIEL CORPORATION claims proprietary right in the material disclosed herein. This drawing is issued in confidence for engineering information only and may not be reproduced or used to manufacture anything shown hereon without permission from THE TECHNICAL MATERIEL CORPORATION to the user. This drawing is loaned for mutual assistance and is subject to recall at any time.

Property of:  
THE TECHNICAL MATERIEL CORPORATION  
MAMARONECK, NEW YORK



\* = Do not solder these connections on this Ass'y.



1	35	RC42GF563K	Resistor, Fixed, Comp.	R56
X	34	BS-100	Solder, Soft	
1	33	RC20GF272K	Resistor, Fixed, Comp.	R65
1	32	RC20GF473K		R63
2	31	RC20GF681K		R66 R64
1	30	RC20GF392K		R35
1	29	RC42GF561K		R34
1	28	RC20GF222K		R42
1	27	RC20GF474K		R32
1	26	RC20GF224K		R29
2	25	RC20GF225K		R28 R27
1	24	RC20GF123K		R26
1	23	RC30GF103K		R25
1	22	RC42GF473K		R24
1	21	RC20GF121K		R23

A-1525 A

3	20	RC20GF104K		R20,22 R33
1	19	RC20GF391K		R31
2	18	RC20GF203K	Resistor, Fixed, Comp.	R19 R21
3	17	CC-100-9	Capacitor, Fixed, Ceramic	C21,22, 26
7	16	CC-100-16	Capacitor, Fixed, Ceramic	
1	15	RC30GF333K	Resistor, Fixed, Comp.	R36
1	14	CC26SL820J	Capacitor, Fixed, Ceramic	C16
12 3/4	13	PX-104-9-.034	Insulation, Sleeving (Size 20)	Violet
4 1/4	12	- 8 -		Orange
13 1/2	11	- 6 -		Blue
3 3/4	10	- 4 -		Green
8 3/4	9	- 3 -		Red
14 3/4	8	- 2 -		Yellow
14 1/2	7	PX-104-1-.034	Insulation, Sleeving (Size 20)	Black
X	6	WL-100-7	Wire, Buss (Size 22)	
X	5	WL-100-8	Wire, Buss (Size 24)	
3	4	LWEO6MRC	Lockwasher, Ext.	
3	3	SCBS0632BC6	Screw, Machine	
3	2	MS-1027	Bracket, Angle, T.B.	
1	1	A-1365	Terminal Board No.1 Sub-Ass'y.	

C17  
C18  
C19  
C20  
C41  
C23  
C24

A-1	R65 WAS RC20GF273K (ERROR)	6/25/58	1	H.L.B.	P.J.K.
ISSUE ITEM	CHANGED FROM	DATE	CN. NO.	DRAFTS CHECKER	ENG. APP.
TOLERANCES					
SCALE:					
ALL OTHERS	DEC. DIM. ± FRAC. DIM. ± ANGULAR DIM. ±	DRILL, PUNCH, COMMERCIAL STOCK SIZES AND MANUFACTURERS TOLERANCES ARE NOT INCLUDED.			

1	MSR-3			4-10-58
REQ. PER UNIT	MODEL	PROJECT NO.	ASSY. NO.	DATE
USED ON				

REQ. ITEM	PART NO.	DESCRIPTION	SYMBOL
THE TECHNICAL MATERIEL CORP. MAMARONECK, NEW YORK			
TERMINAL BOARD NO.1			
FINAL ASSY. & STAMPING			
6*/10/58			
DRAWN	ELEC. DES. APP.	MECH. DES. APP.	
CHECKED	FINAL APPROVAL		
A-1525 A			