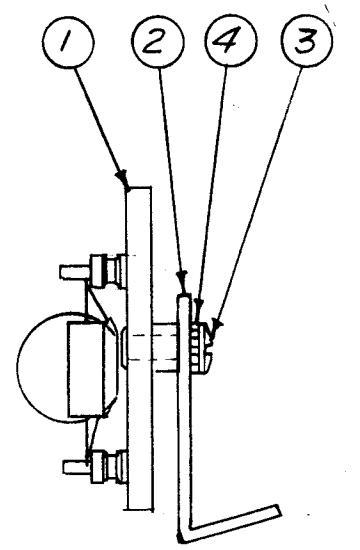
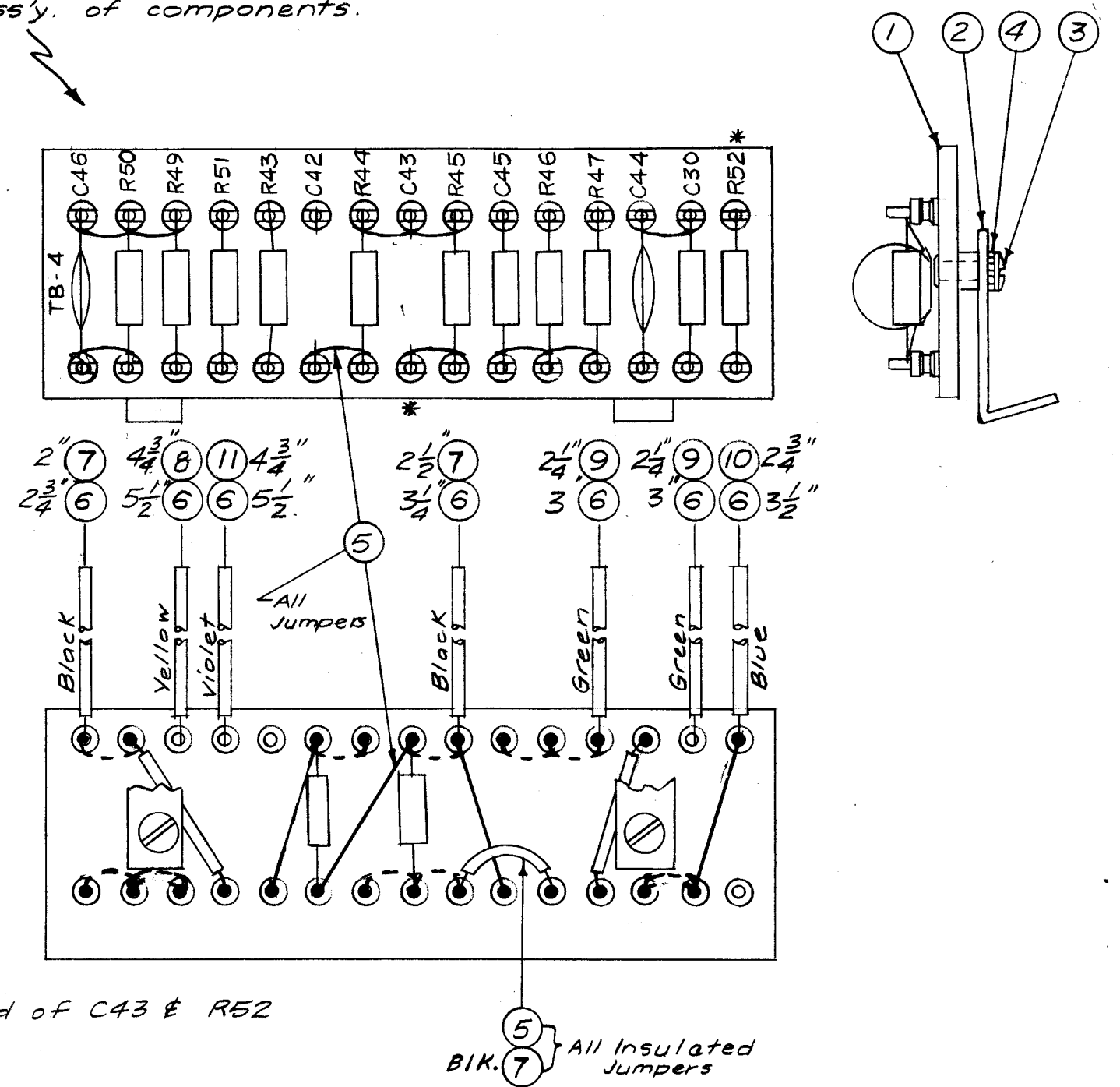


A-1392 C

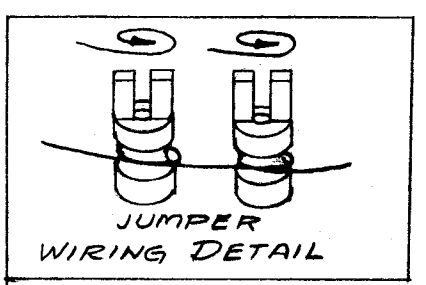
MARKING PROCESS: AS PER TMC SPECIFICATION S-727
 LETTERING, to be 1/8" high black Gothic,
 Before Ass'y. of components.

NOTICE TO PERSONS RECEIVING THIS DRAWING
 THE TECHNICAL MATERIEL CORPORATION claims proprietary right in the material disclosed hereon. This drawing is issued in confidence for engineering information only and may not be reproduced or used to manufacture anything shown hereon without permission from THE TECHNICAL MATERIEL CORPORATION to the user. This drawing is loaned for mutual assistance and is subject to recall at any time.
 Property of:
 THE TECHNICAL MATERIEL CORPORATION
 MAMARONECK, NEW YORK



* Do Not Solder This End of C43 & R52

BIK. 7 } All Insulated Jumpers



REQ. ITEM	PART NO.	DESCRIPTION	SYMBOL
X 24	BS-100	Solder, Soft	
1 23	RC20GF563K	Resistor, Fixed, Comp.	R52
1 22	RC20GF333K		R51
1 21	RC20GF102K		R50
1 20	RC20GF181K		R49
1 19	RC20GF823K		R47
1 18	RC20GF124K		R46
3 17	RC20GF474K	Resistor, Fixed, Comp.	R43, R44, R45
1 16	CC-100-15	Capacitor, Fixed, Ceramic	C46
1 15	CC215L220J		C45
1 14	CC-100-9		C44
2 13	CN-108CL1003J	CAPACITOR, FIXED, MYLAR	C43, C42
1 12	CC32CH101J	Capacitor, Fixed, Ceramic	C30
4 3/4	11 PX-104-9-.034	Insulation, Sleeving (Size 20)	Violet
2 3/4	10 PX-104-6-.034		Blue
4 1/2	9 PX-104-4-.034		Green
4 1/2	8 PX-104-2-.034		Yellow
7 1/4	7 PX-104-1-.034	Insulation, Sleeving (Size 20)	Black
26 1/2	6 WL-100-7	Wire, Buss (Size 22)	
X 5	WL-100-8	Wire, Buss (Size 24)	
2 4	LWEO6MRC	Lockwasher, Ext.	
2 3	SCBS0632BC6	Screw, Machine	
2 2	MS-1027	Bracket, Angle, Term. Bd.	
1 1	A-1368	Terminal Bd. No. 4 Sub-Ass'y.	
THE TECHNICAL MATERIEL CORP. MAMARONECK, NEW YORK			
TERMINAL BOARD NO. 4			
FINAL ASS'Y & STAMPING (MSR)			
MATERIAL		63-8-57	A. J. J.
TYPE & TEMPER	HEAT TREAT. SPEC.	DRAWN	CHECKED
		P.L.K.	
FINISH & SPEC. NO.		ELEC. DES. APP.	MECH. DES. APP.

ISSUE	ITEM	CHANGED FROM	DATE	CH. NO.	DRAFTS	CHECKER	ENG. APP.
C		PICTORIAL REVISED	7/25/57	3		E. P.L.K.	A.J.J.
B	1	ITEM 13 WAS CC-100-28	5/22/57	2		J.C.	P.L.K. A.J.J.
A	3	JUMPER DETAIL ADDED	4/1/57				
	2	ASTERISK NOTE ADDED	1/15/57	1		K.	P.L.K. A.J.J.
	1	1/4" ADDED TO ALL LEADS					

TOLERANCES		SCALE:	
DEC. DIM. ±	MAXIMUM ALLOWABLE TOLERANCES HAVE BEEN DETERMINED AND ANY DEVIATIONS WILL BE CAUSE FOR REJECTION.	1	MSR-1
FRAC. DIM. ±	REMOVE ALL BURRS AND SHARP EDGES	REQ. PER UNIT	MODEL
ANGULAR DIM. ±			PROJECT NO.
			ASS'Y. NO.
			DATE
			USED ON

A-1392 C