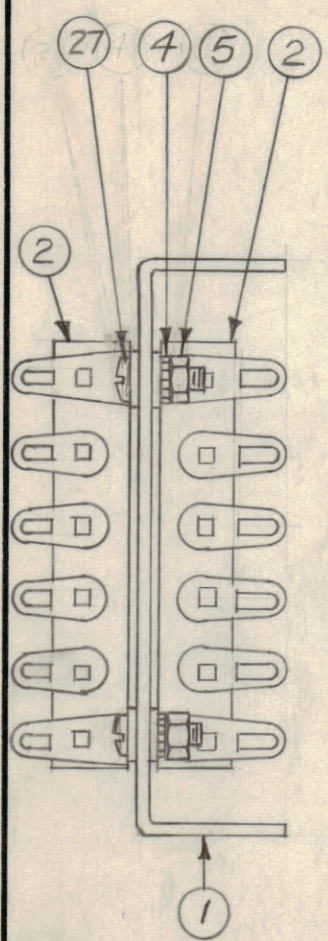


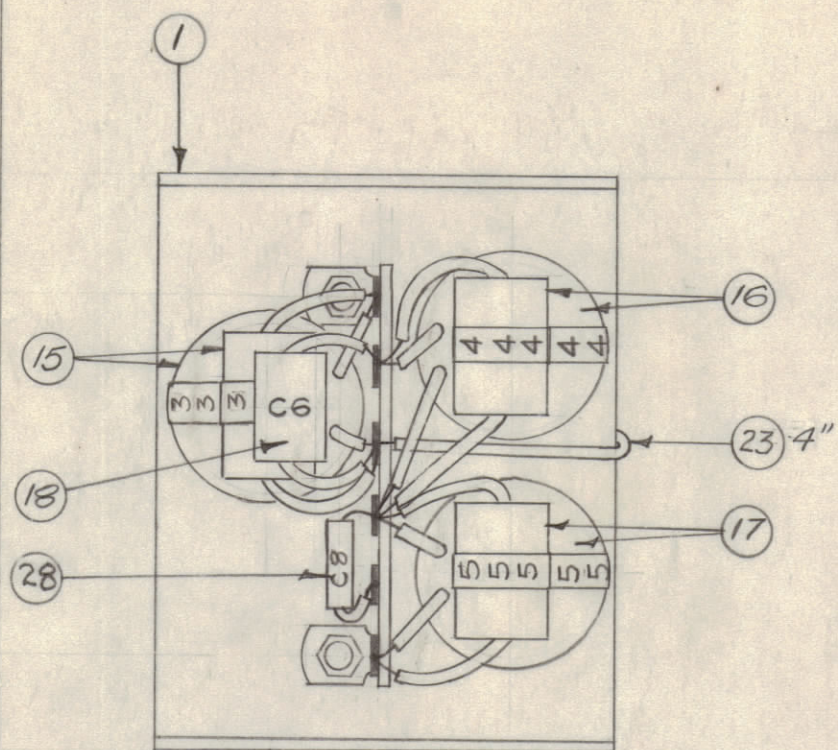
IF IT IS FOUND DESIRABLE TO CHANGE ANY TOLERANCE OR OTHER DETAIL SPECIFIED ON THIS DRAWING NOTIFY THE PURCHASER PROMPTLY.

MAXIMUM ALLOWABLE TOLERANCES HAVE BEEN DETERMINED AND DEVIATIONS WILL BE CAUSE FOR REJECTION. REMOVE ALL BURRS AND SHARP EDGES

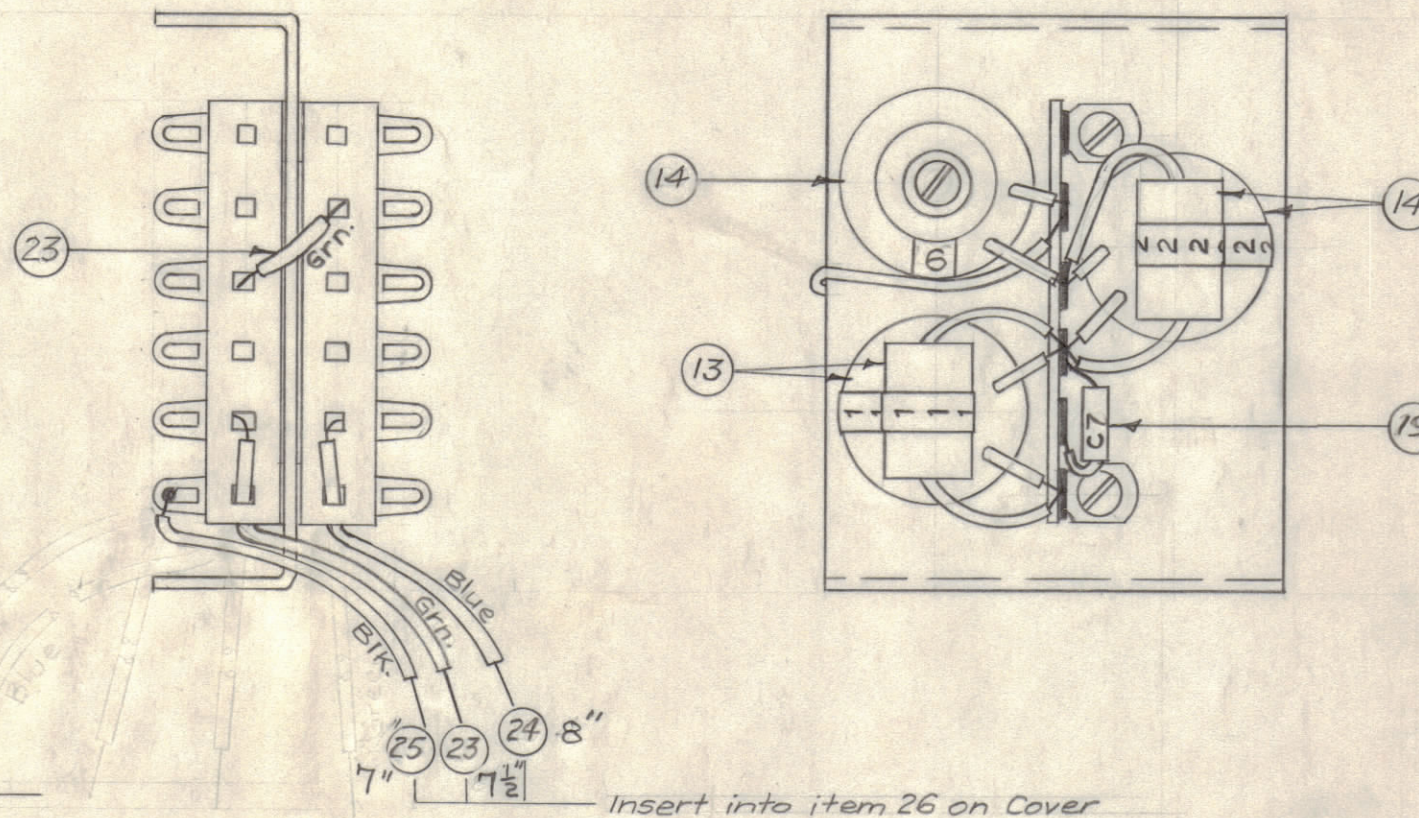
Note - Use sleeving (item 21) on all bare leads, unless otherwise shown.
Solder all connections. (item 22)



TERMINAL STRIP MOUNTING



WIRING DETAIL

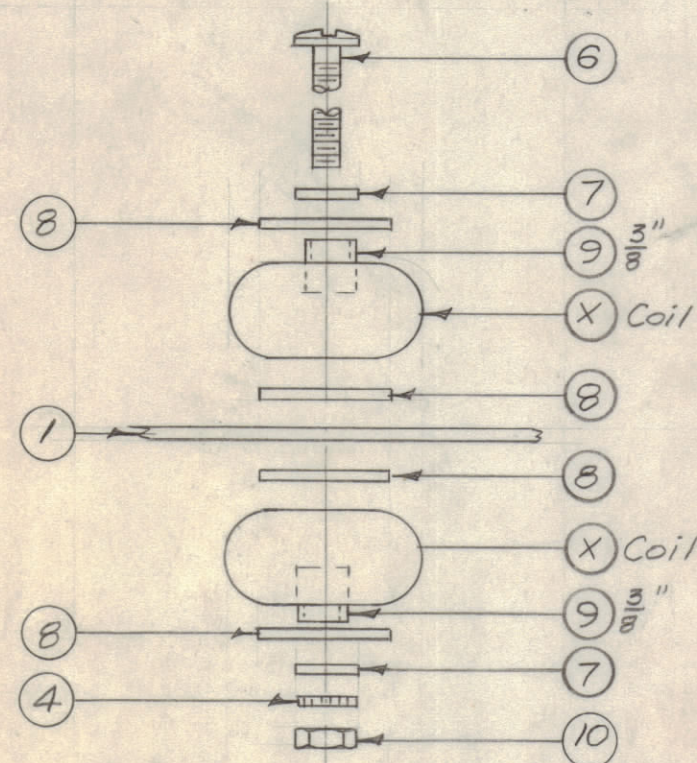


Insert into item 26 on Cover

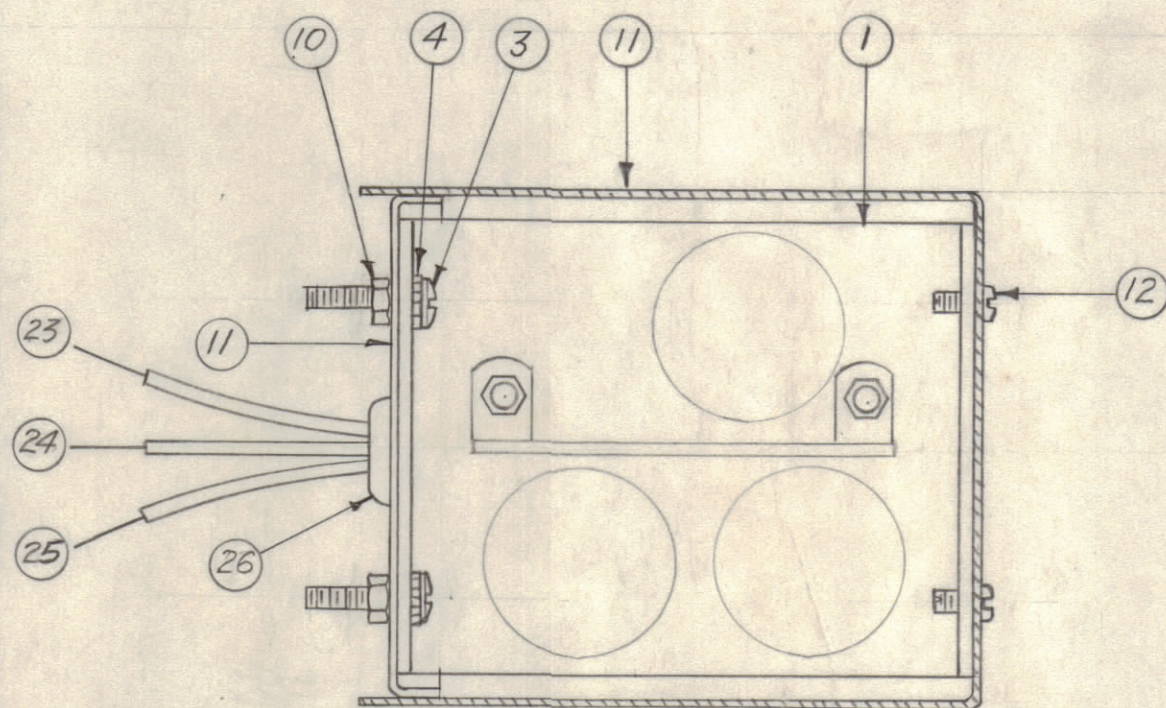
ASSEMBLY NOTES -

- Each man must possess only one complete set of parts to assemble one filter. Area must be clear of all unnecessary items to avoid separation of resonated components.
- Draw complete set of parts as listed below.
- Assemble bracket (item 1) and Cover (item 11)
- Assemble terminal strips.
- Connect dit. SRIR- cable. (items 23, 24, 25)
- Separate coils from capacitors. Assemble & wire coils.
- Assemble and wire all capacitors.
- Assemble can. (item 11)
- Unit to be in accordance with Test Spec. 5304, and TMC Dwg. FX-151.

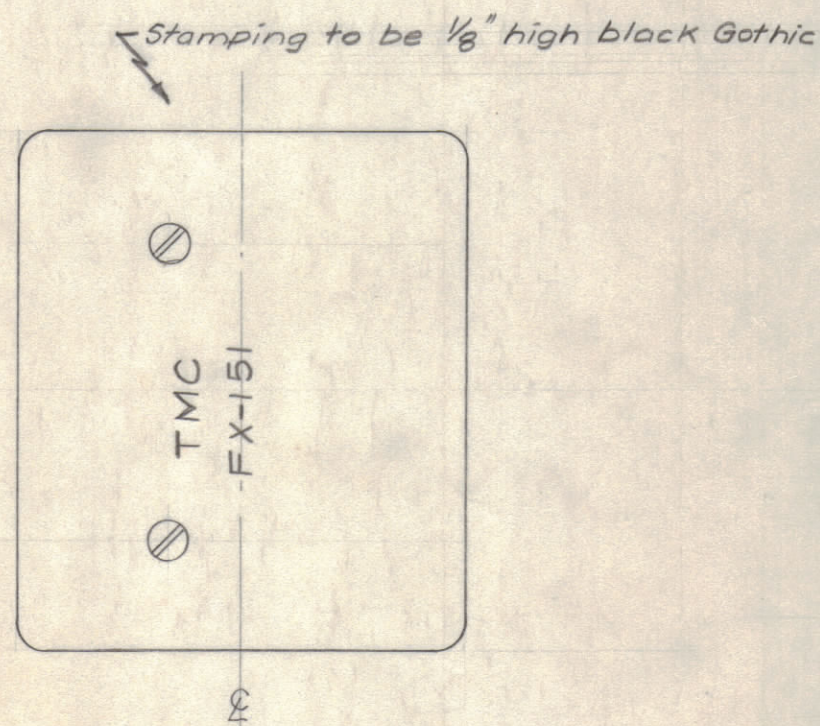
1	28	CM35C103J	CAPACITOR, FIXED MICA	C8
2	27	SCB50632BC4	Screw, Machine	
1	26	EY-102-13	Grammet, Elastic	
7	25	SRIR 1/2-2-U-00	Cable, Insulated	Blk.
8	24			Blue
7 1/2	23			Grn.
X	22	BS-100	Solder, Soft	
	21	LWC28(7)UC	WIRE, HOOK UP	# 28 BLK



COIL MOUNTING

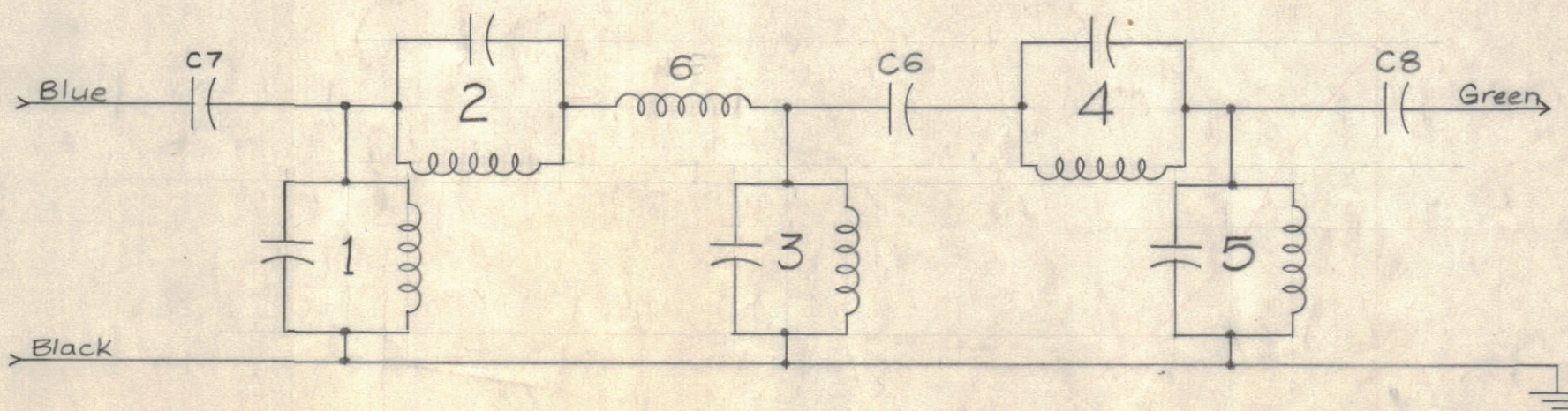


ASSEMBLY DETAIL



A-1388 A

1	20			
1	19	CM20E821G	Capacitor, Fixed, Mica	C7
1	18	CM20D241J	" " "	C6
1	17	A-1379-5	Capacitor & Coil Sub-Ass'y.	5
1	16	A-1379-4		4
1	15	A-1379-3		3
2	14	A-1379-6		2, 6
1	13	A-1379-1		1
2	12	SFB0632SC4	Screw, Thread Cutting	
1	11	BX-151	Case & Cover	
5	10	NTH0632BC10	Nut, Hex.	
2 1/4	9	PX-100-1-.208	Insulation, Sleeving	
12	8	WA-109-56	Washer, Fibre	
6	7	FW08MRC	Washer, Flat	
3	6	SCB50632BC18	Screw, Machine	
2	5	NTH0632BC8	Nut, Hex.	
7	4	LWEO6MRC	Lockwasher, Ext.	
2	3	SCB50632BC8	Screw, Machine	
2	2	TM-117-26	Terminal Strip	
1	1	MS-1028	Bracket, Mounting	



SCHEMATIC DIAGRAM

5	Item 20 Deleted (CL-126-6)	6/18/57				
4	Item 14 was A-1379-2					
3	Item 19 was 2 Req					
2	Item 21 was PX-104-2-.022					
1	Item 28 Added					
ISSUE	ITEM	CHANGED FROM	DATE	CN. NO. DRAFTS	CHECKER	ENG. APP.
TOLERANCES		SCALE: #				
ALL OTHERS	DEC. DIM. ±	FRAC. DIM. ±		DRILL, PUNCH, COMMERCIAL STOCK SIZES AND MANUFACTURERS TOLERANCES ARE NOT INCLUDED.		

1	FX-151			3-25-57
REQ PER UNIT	MODEL	PROJECT NO.	ASS'Y. NO.	DATE
	USED ON			

REQ. ITEM	PART NO.	DESCRIPTION	SYMBOL
THE TECHNICAL MATERIEL CORP. MAMARONECK, NEW YORK			
FILTER, BANDPASS, ASS'Y.			
FX-151			
STOCK SIZE		DRAWN	
MATERIAL		ELEC. DES. APP.	
WEIGHT PER PC.		MECH. DES. APP.	
TYPE & TEMPER		CHECKED	
HEAT TREAT. SPEC.		FINAL APPROVAL	
FINISH & SPEC. NO.		A-1388 A	