


IF IT IS FOUND DESIRABLE TO CHANGE ANY TOLERANCE OR OTHER DETAIL SPECIFIED ON THIS DRAWING NOTIFY THE PURCHASER PROMPTLY.							DIMENSIONS IN INCHES UNLESS OTHERWISE SPECIFIED	
MAXIMUM ALLOWABLE TOLERANCES HAVE BEEN DETERMINED AND DEVIATIONS WILL BE CAUSE FOR REJECTION. REMOVE ALL BURRS AND SHARP EDGES.								
ISSUE	ITEM	CHANGED FROM	DATE	CN. NO.	DRAFTS	CHECKER	ENG. APP.	
X		ENG RELEASE	31 JAN 72		NAT.	PL		
X1		SEE SHT 1	2 MAY 72		NAT.	LB	SDN	
Ø		PROD RELEASE	26 DEC 73					

REQ.	ITEM	PART NO.	DESCRIPTION	SYMBOL
------	------	----------	-------------	--------

REDUCE TO 6.000 ±.005



A11031-3 Ø

LETTERING TO BE IN ACCORDANCE WITH TMC SPECIFICATION 3727
COLOUR, WHITE

NOTE

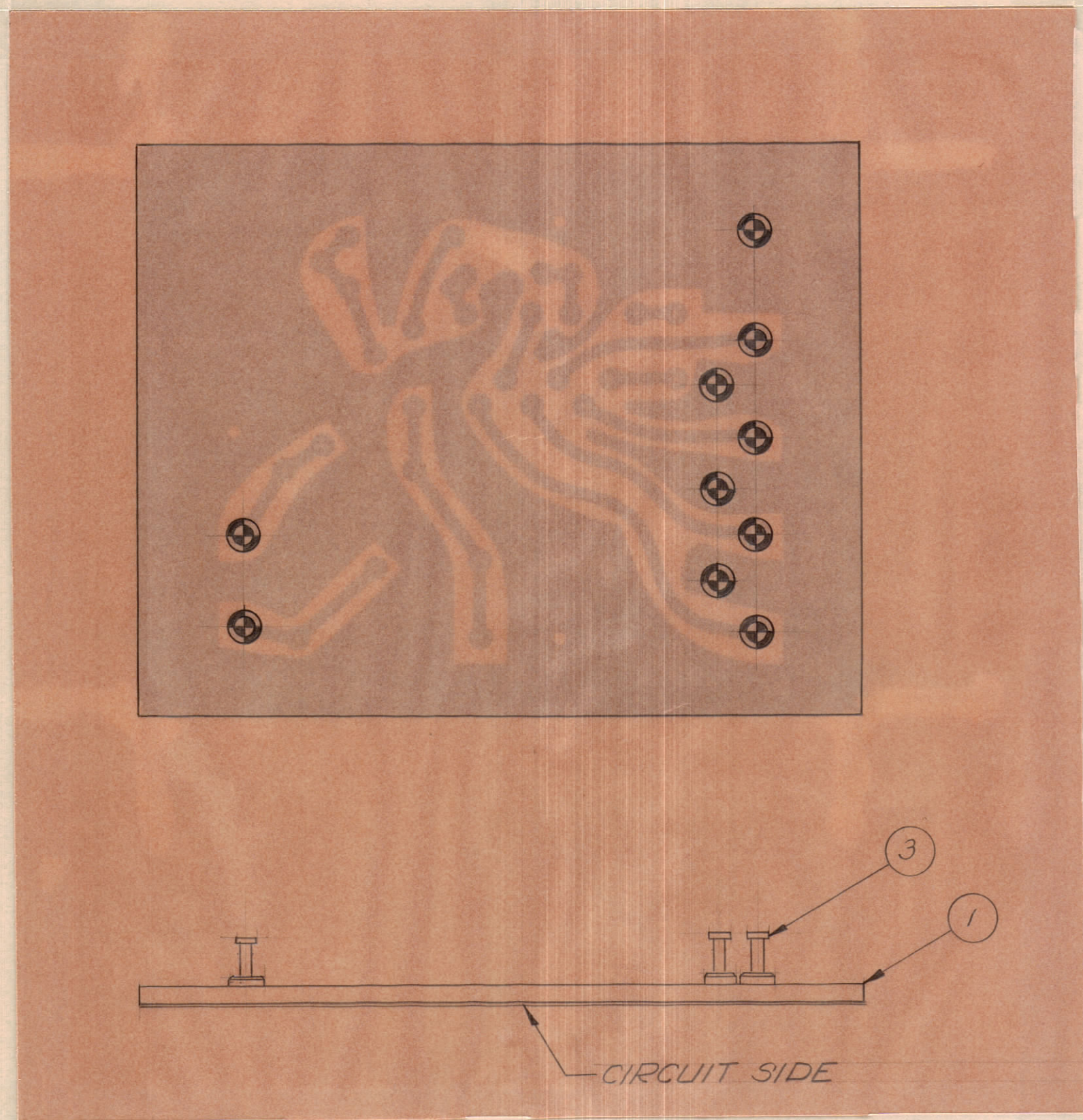
TOLERANCES		SCALE: 2/1
ALL OTHERS	DEC. DIM. ± .05 FRAC. DIM. ± 1/64 ANGULAR DIM. ± 0° 30'	DRILL, PUNCH, COMMERCIAL STOCK SIZES AND MANUFACTURERS TOLERANCES ARE NOT INCLUDED.

MMX (A) 3		A11031-5	
MMX (M) 3		A11031-5	31 JAN 72
MODEL	PROJECT NO.	ASSY. NO.	DATE

STOCK SIZE		TMC (Canada) LIMITED OTTAWA ONTARIO		
MATERIAL		P.C. BOARD - LETTERING		
WEIGHT PER PC.		RF ADJUST		
TYPE & TEMPER		THOMAS	SWITTEN	
HEAT TREAT. SPEC.		P. LINDSAY		
FINISH & SPEC. NO.		CHECKED	FINAL APPROVAL	
		SHEET 3 OF 5 A11031-3 Ø		

IF IT IS FOUND DESIRABLE TO CHANGE ANY TOLERANCE OR OTHER DETAIL SPECIFIED ON THIS DRAWING NOTIFY THE PURCHASER PROMPTLY.		DIMENSIONS IN INCHES UNLESS OTHERWISE SPECIFIED					
MAXIMUM ALLOWABLE TOLERANCES HAVE BEEN DETERMINED AND DEVIATIONS WILL BE CAUSE FOR REJECTION. REMOVE ALL BURRS AND SHARP EDGES.							
ISSUE	ITEM	CHANGED FROM	DATE	CN. NO.	DRAFTS	CHECKER	ENG. APP.
X		ENG RELEASE	31 JAN 72		NAT. PL		
X		SEE SHT 1	2 MAY 72		NAT. LB	EDW	
Ø		PROD RELEASE	26 DEC 72		LMM		

REQ	ITEM	PART NO.	DESCRIPTION	USED ON
1	1	A11031-3	P.C. BOARD LETTERING	A11031-4
	2			
10	3	TE127-2	TERMINAL STUD	A11031-4



A11031-4 Ø

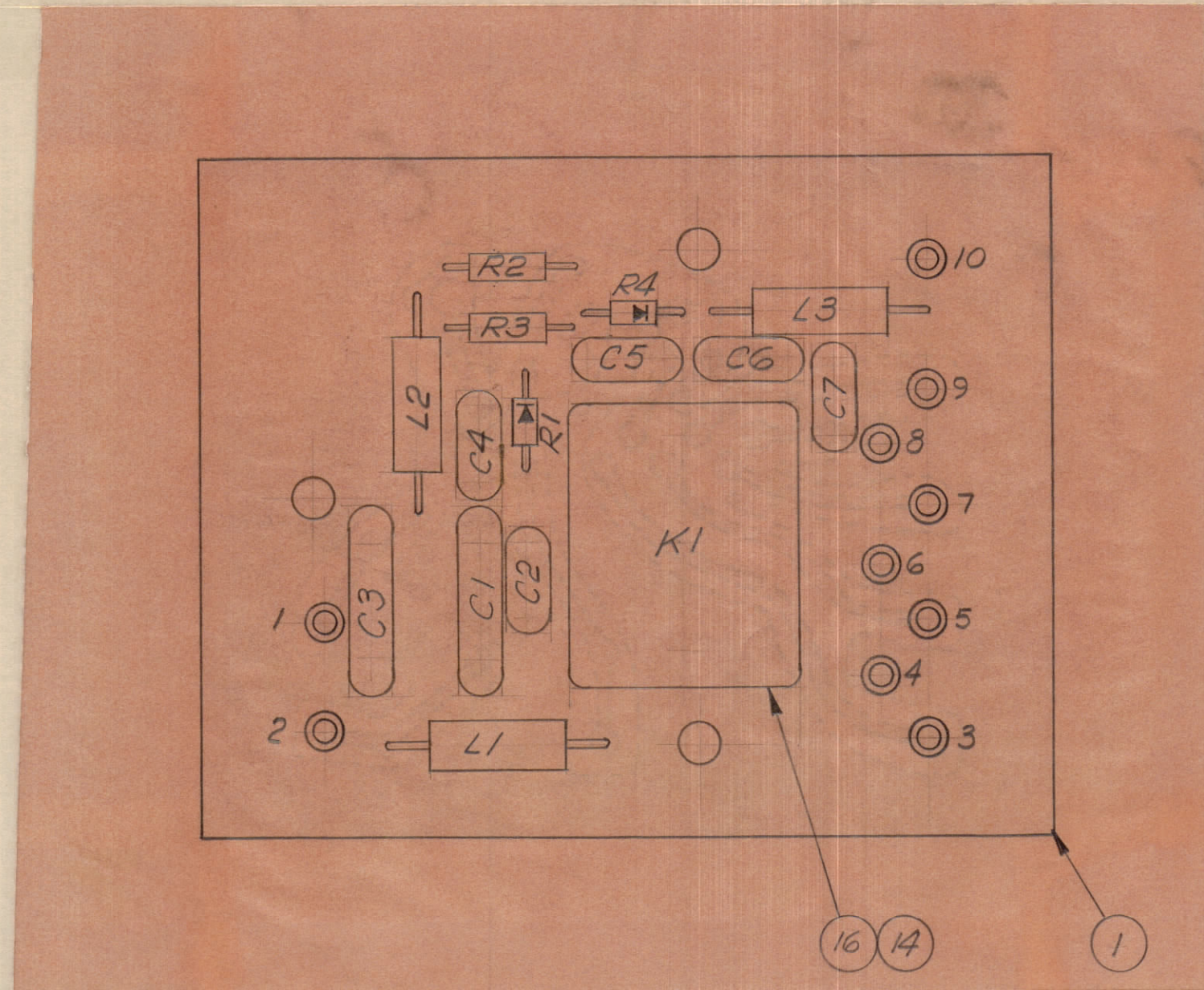
TOLERANCES		SCALE: 2/1
ALL OTHERS	DEC. DIM. ± .XX*.01 FRAC. DIM. ± 1/64 ANGULAR DIM. ± 0° 30'	DRILL, PUNCH, COMMERCIAL STOCK SIZES AND MANUFACTURERS TOLERANCES ARE NOT INCLUDED.

MMX (A) 3		A11031-5	
MMX (M) 3		A11031-5	31 JAN 72
MODEL	PROJECT NO.	ASS'Y. NO.	DATE

STOCK SIZE		TMC (Canada) LIMITED OTTAWA ONTARIO	
MATERIAL		P.C. BOARD SUB-ASSEMBLY	
WEIGHT PER PC.		RF ADJUST	
TYPE & TEMPER		THOMAS	S. WITTEN
HEAT TREAT. SPEC.		P. LINDSAY	
FINISH & SPEC. NO.		SHEET 4 OF 5 A11031-4 Ø	

IF IT IS FOUND DESIRABLE TO CHANGE ANY TOLERANCE OR OTHER DETAIL SPECIFIED ON THIS DRAWING NOTIFY THE PURCHASER PROMPTLY.							DIMENSIONS IN INCHES UNLESS OTHERWISE SPECIFIED	
MAXIMUM ALLOWABLE TOLERANCES HAVE BEEN DETERMINED AND DEVIATIONS WILL BE CAUSE FOR REJECTION. REMOVE ALL BURRS AND SHARP EDGES.								
ISSUE	ITEM	CHANGED FROM	DATE	CN. NO.	DRAFTS	CHECKER	ENG. APP.	
X		ENG RELEASE	31 JAN 72			NAT. PL		
X1		SEE SHT 1	2 MAY 72			NAT. LB	SOW	
Ø		PROD RELEASE	26 DEC 73			JHM		

REQ	ITEM	PART NO.	DESCRIPTION	USED ON	SYMBOL
		A11031-1	PC BOARD ETCHING	A11031-2	
		A11031-2	PC BOARD MACHINING	A11031-3	
		A11031-3	PC BOARD LETTERING	A11031-4	
1	1	A11031-4	PC BOARD SUB-ASSY	A11031-5	
	2				
2	3	CC100-28	CAPACITOR, FIXED, CERAMIC	A11031-5	C1, C3
5	4	CC100-42	CAPACITOR, FIXED, CERAMIC	A11031-5	C2, 4, 5, 6, 7
	5				
3	6	CL275-121	COIL, R.F., FIXED	A11031-5	L1, 2, 3
	7				
2	8	RC07GF122J	RESISTOR, FIXED, COMP.	A11031-5	R2, R3
	9				
1	10	RL156-1	RELAY, ARMATURE	A11031-5	K1
	11				
2	12	RR136	RESISTOR, CURRENT, DEPEND.	A11031-5	R1, RA
	13				
1	14	CL163	RETAINER, RELAY	A11031-5	
10	15	TE127-2	TERMINAL, STUD	A11031-4	
1	16	TS171-5	SOCKET, RELAY	A11031-5	
	17				
	18				
		CK10848	SCHEMATIC DIAGRAM	REF.	



A11031-5 Ø

REF: SCHEMATIC CK10848

TOLERANCES		SCALE: 2/1
ALL OTHERS	DEC. DIM. ± .05 FRAC. DIM. ± 1/64 ANGULAR DIM. ± 0° 30'	DRILL, PUNCH, COMMERCIAL STOCK SIZES AND MANUFACTURERS TOLERANCES ARE NOT INCLUDED.

MMX(A) 3			
MMX(M) 3		A11002	31 JAN '72
MODEL	PROJECT NO.	ASS'Y. NO.	DATE
USED ON			

STOCK SIZE		TMC (Canada) LIMITED OTTAWA ONTARIO	
MATERIAL		P.C. BOARD ASSEMBLY	
WEIGHT PER PC		RF ADJUST	
TYPE & TEMPER		THOMAS	S. WITTEN
		DRAWN	ELEC. DES. APP.
		P. LINDSAY	
HEAT TREAT. SPEC.		CHECKED	FINAL APPROVAL
FINISH & SPEC. NO.		SHEET 5 OF 5 A11031-5 Ø	