

A 10737-1

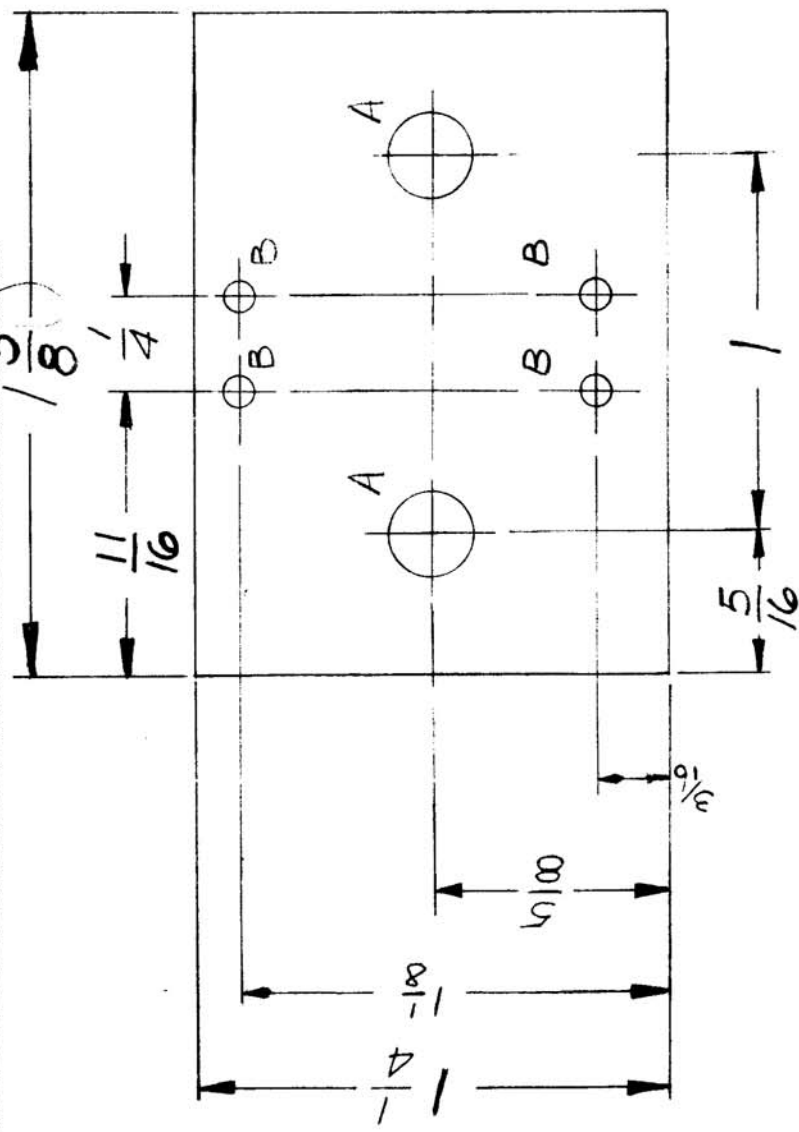
ISSUE	ITEM	CHANGED FROM	DATE	CN. NO.	DRAFTS	CHECKER	ENG. APP.	REQ.	ITEM	PART NO.	DESCRIPTION	SYMBOL
0		REL TO PROD	SEP 1 1968		AD							
A		REV PER CEMN	MAY 20 1969	479	AD							

NOTE:

'A" HOLES 13/64 DIA. 2 REQ'D
'B" HOLES .081 DIA. 4 REQ'D

NOTE:-

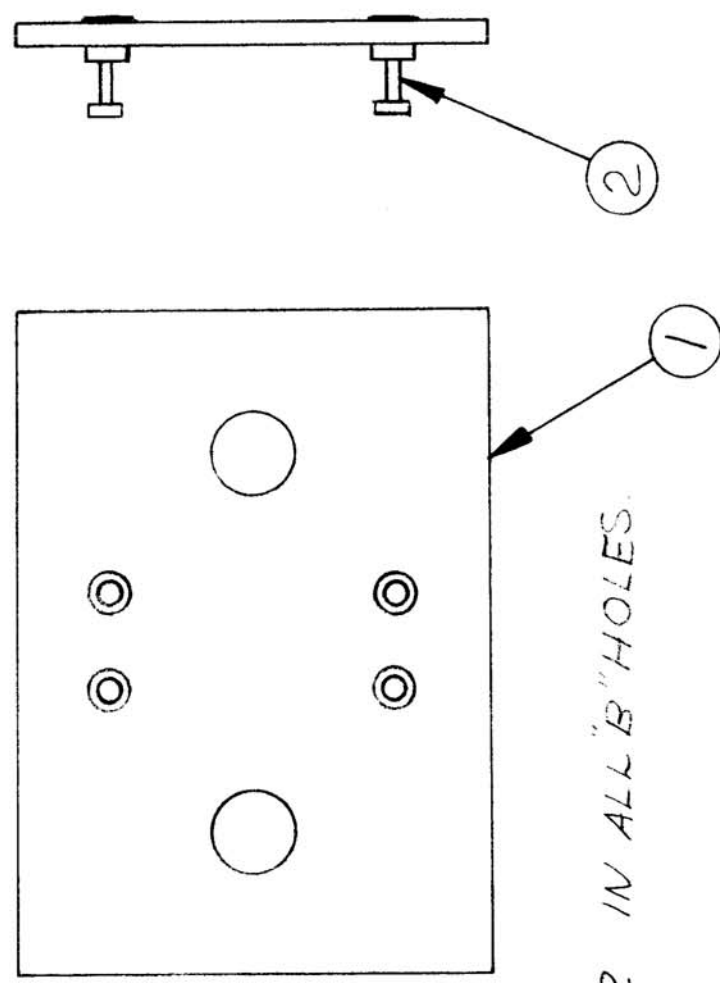
LACQUER ALL CUT EDGES



MODEL	PROJECT NO.	ASS'Y. NO.	DATE	STOCK SIZE	WEIGHT PER PC.
MDTM-1	070168	A10737-2	AUG 23/68	.062 THICK	
USED ON				MATERIAL	PHENOLIC
MAXIMUM ALLOWABLE TOLERANCES HAVE BEEN DETERMINED AND DEVIATIONS WILL BE CAUSE FOR REJECTION. REMOVE ALL BURRS AND SHARP EDGES				TYPE & TEMPER	
TOLERANCES				HEAT TREAT. SPEC.	
DEC. DIM. ±	SCALE 2:1			FINISH & SPEC. NO.	
FRAC. DIM. ±	IF IT IS FOUND DESIRABLE TO CHANGE ANY TOLERANCE OR OTHER DETAIL SPECIFIED ON THIS DRAWING NOTIFY THE PURCHASER PROMPTLY.				
ANGULAR DIM. ±	DIMENSIONS IN INCHES UNLESS OTHERWISE SPECIFIED				
ALL OTHERS				DRILL, PUNCH, COMMERCIAL STOCK SIZES AND MANUFACTURERS TOLERANCES ARE NOT INCLUDED.	
DRAWN		ELEC. DES. APP.		MECH. DES. APP.	
CHECKED				FINAL APPROVAL	
AP				SHEET 1 of 3	
				A10737-1	
				A	
TMC(Canada) LIMITED OTTAWA				METERING BOARD	

A10737-3

ISSUE	ITEM	CHANGED FROM	DATE	CN. NO.	DRAFTS	CHECKER	ENG. APP.	REQ.	ITEM	PART NO.	DESCRIPTION	SYMBOL
Ø		REL TO PROD	SEPT 3/68		AP		W	1	1	A10737-1	METERING BOARD	
Δ		REV. AS PER CEMN	MAY 20/68	479	A.H.F.		W	4	2	TE 127-2	STUD, TERMINAL	"B"



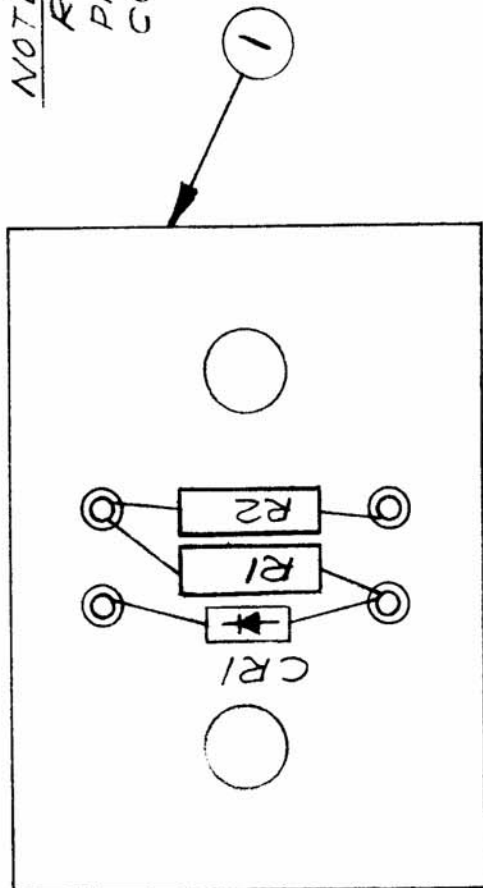
NOTE:-
MOUNT ITEM'S 2 IN ALL "B" HOLES.

MODEL		PROJECT NO.		DATE		STOCK SIZE		MATERIAL		WEIGHT PER PC.		TYPE & TEMPER		HEAT TREAT. SPEC.		FINISH & SPEC. NO.	
MDTM-1		070/68		AUG 23/68													
<p>MAXIMUM ALLOWABLE TOLERANCES HAVE BEEN DETERMINED AND DEVIATIONS WILL BE CAUSE FOR REJECTION. REMOVE ALL BURRS AND SHARP EDGES</p> <p>IF IT IS FOUND DESIRABLE TO CHANGE ANY TOLERANCE OR OTHER DETAIL SPECIFIED ON THIS DRAWING NOTIFY THE PURCHASER PROMPTLY.</p> <p>TOLERANCES</p> <p>DEC. DIM. ±</p> <p>FRAC. DIM. ±</p> <p>ANGULAR DIM. ±</p> <p>SCALE 2:1</p> <p>DIMENSIONS IN INCHES UNLESS OTHERWISE SPECIFIED</p> <p>DRILL, PUNCH, COMMERCIAL STOCK SIZES AND MANUFACTURERS TOLERANCES ARE NOT INCLUDED.</p>																	
<p>USED ON</p> <p>TMC (Canada) LIMITED OTTAWA</p> <p>METERING BOARD</p> <p>AP</p> <p>DRAWN</p> <p>CHECKED</p> <p>ELEC. DES. APP.</p> <p>FINAL APPROVAL</p> <p>SHEET 2 of 3</p> <p>A10737-3</p> <p>A</p>																	

10737-4

ISSUE	ITEM	CHANGED FROM	DATE	CH. NO.	DRAFTS	CHECKER	ENG. APP.	REQ.	ITEM	PART NO.	DESCRIPTION	SYMBOL
Ø		REL TO PROD	SEPT 3/68		AP			1	1	A10737-2	METERING BOARD	
A		REV PER CEMN	MAY 20-59	4.9	ASH			1	2		RESISTOR FIXED	R2
								1	3		RESISTOR FIXED	R1
								1	4		DIODE	CR1

NOTE:-
REF. MATERIAL LIST FOR
PART NO.'S OF ELECTRICAL
COMPONENTS.



MDTM-1		070/68		AUG 23/68		DATE	
MODEL		PROJECT NO.		ASS'Y. NO.		USED ON	
MAXIMUM ALLOWABLE TOLERANCES HAVE BEEN DETERMINED AND DEVIATIONS WILL BE CAUSE FOR REJECTION. REMOVE ALL BURRS AND SHARP EDGES				IF IT IS FOUND DESIRABLE TO CHANGE ANY TOLERANCE OR OTHER DETAIL SPECIFIED ON THIS DRAWING NOTIFY THE PURCHASER PROMPTLY.			
TOLERANCES				SCALE 2:1			
DEC. DIM. ±				DIMENSIONS IN INCHES			
FRAC. DIM. ±				UNLESS OTHERWISE SPECIFIED			
ANGULAR DIM. ±				DRILL, PUNCH, COMMERCIAL STOCK SIZES AND MANUFACTURERS TOLERANCES ARE NOT INCLUDED.			
TMC (Canada) LIMITED		OTTAWA		ONTARIO			
METERING BOARD							
AP		DRAWN		ELEC. DES. APP.		TECH. DES. APP.	
CHECKED				FINAL APPROVAL			
SHEET 3 of 3		A10737-4		A			