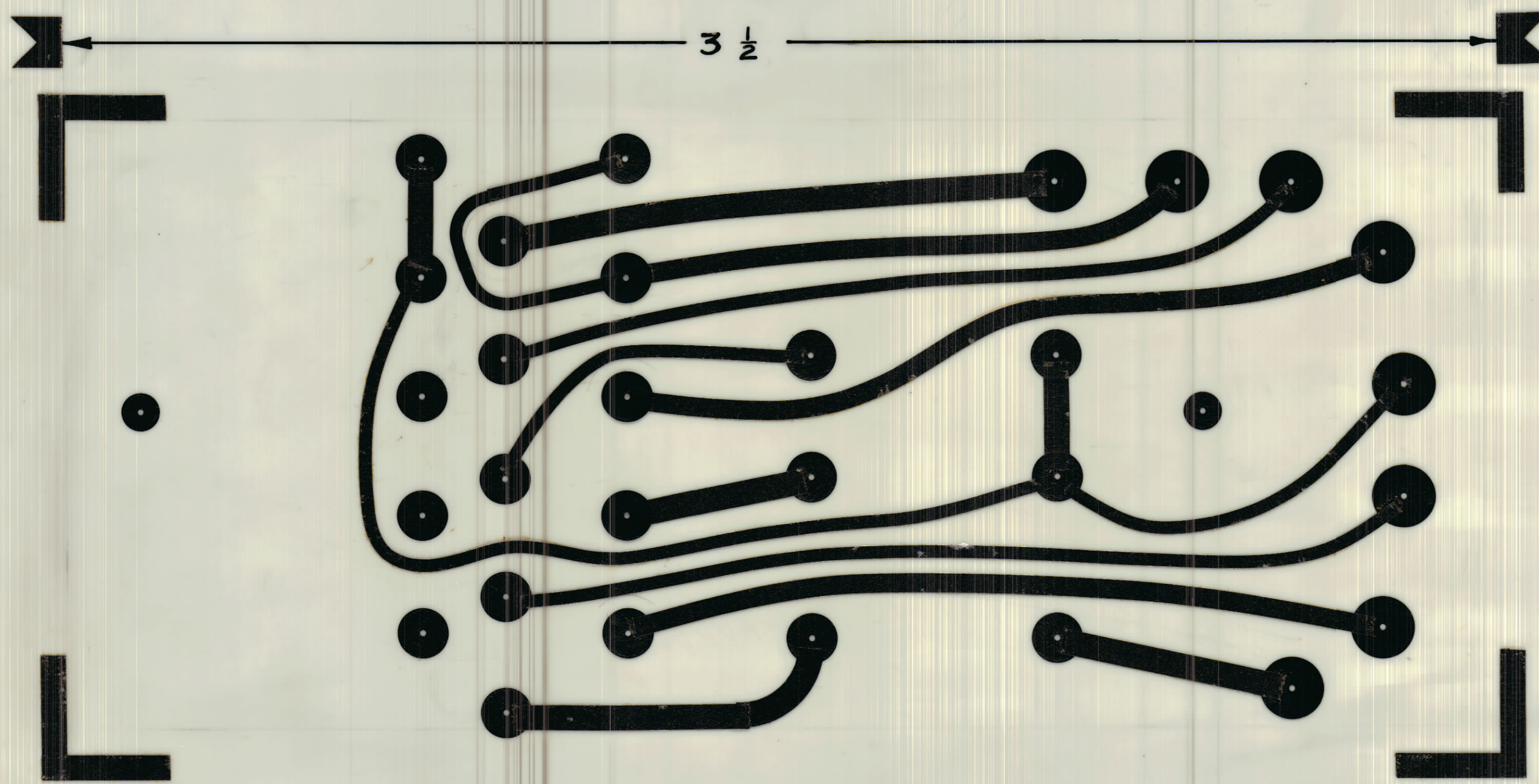


REVISIONS							
ZONE	SYM	DESCRIPTION	DATE	E.M.N. NO.	DRAFT	CHKD	APPD
Ø		RELEASED TO PROD.	FEB 20/67		RPL		[Signature]
A		REVISED AS PER CEMN NO.	APR. 13/67	CEMN 211	RPL		[Signature]
B		REV. AS PER CEMN NO. 294	SEP 25/67	CEMN 294	AP	[Signature]	[Signature]



SCALE 4:1
NEGATIVE 1:1

FOIL SIDE

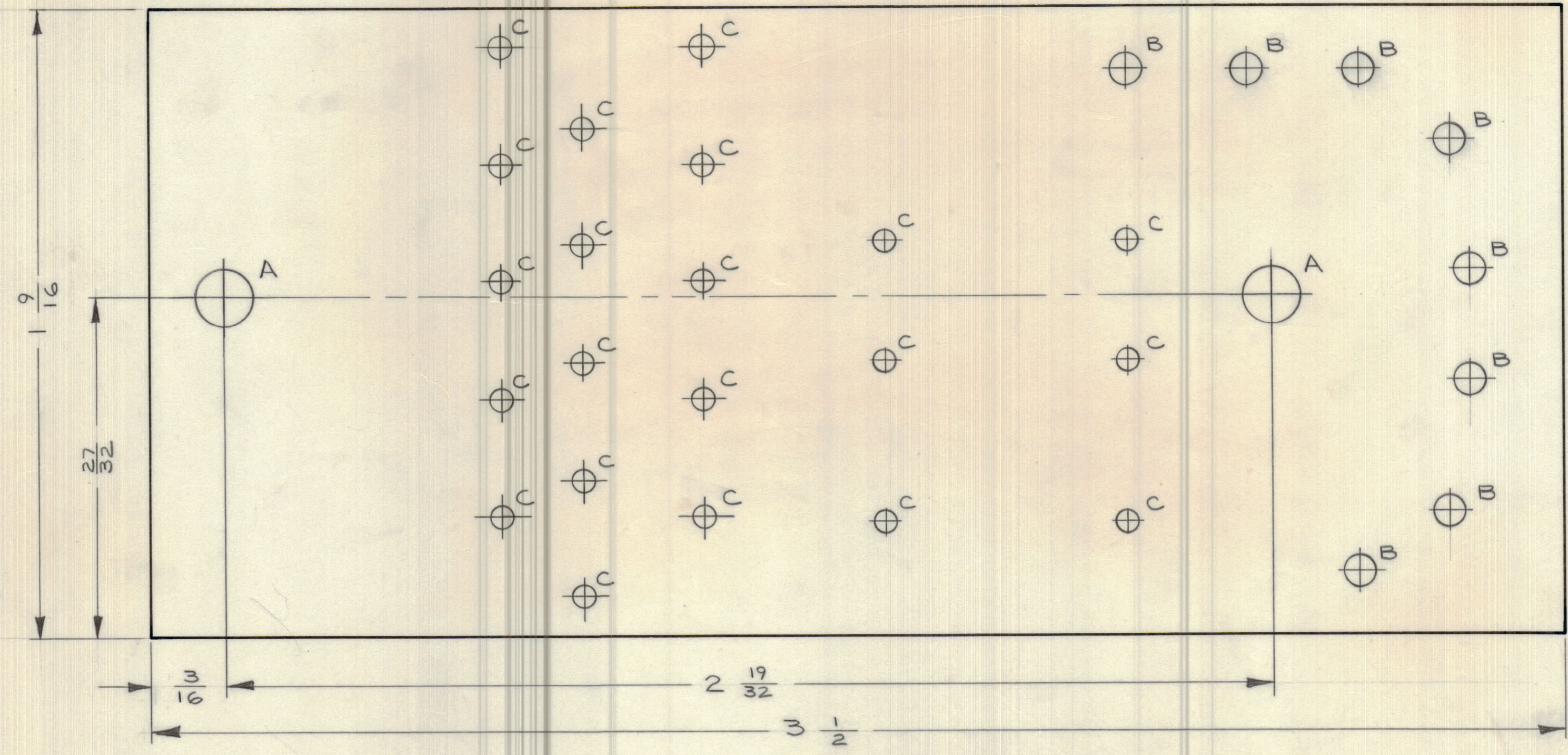
PLATING WILL BE TIN LEAD

(REF. A10597-2 FOR MACHINING)

AX10033	053/67	A10597-2	FEB 18/67	TMC (Canada) LIMITED OTTAWA ONTARIO	
MODEL	PROJECT NO.	ASSY. NO.	DATE	METER, CAL. PG. BD. ASS'Y	
USED ON				(ETCHING)	
MAXIMUM ALLOWABLE TOLERANCES HAVE BEEN DETERMINED AND DEVIATIONS WILL BE CAUSE FOR REJECTION. REMOVE ALL BURRS AND SHARP EDGES		IF IT IS FOUND DESIRABLE TO CHANGE ANY TOLERANCE OR OTHER DETAIL SPECIFIED ON THIS DRAWING NOTIFY THE PURCHASER PROMPTLY.		MATERIAL	WEIGHT PER PC.
TOLERANCES		SCALE		TYPE & TEMPER	
ALL	DEC. DIM. ±	DIMENSIONS IN INCHES UNLESS OTHERWISE SPECIFIED		DRAWN	
OTHERS	FRAC. DIM. ±	DRILL, PUNCH, COMMERCIAL STOCK SIZES AND MANUFACTURERS TOLERANCES ARE NOT INCLUDED.		ELEC. DES. APP.	
	ANGULAR DIM. ±			MECH. DES. APP.	
				HEAT TREAT. SPEC.	FINISH & SPEC. NO.
				CHECKED	FINAL APPROVAL
				SHEET 1 OF 5 A10597-1 B	

IF IT IS FOUND DESIRABLE TO CHANGE ANY TOLERANCE OR OTHER DETAIL SPECIFIED ON THIS DRAWING NOTIFY THE PURCHASER PROMPTLY.		DIMENSIONS IN INCHES UNLESS OTHERWISE SPECIFIED					
MAXIMUM ALLOWABLE TOLERANCES HAVE BEEN DETERMINED AND DEVIATIONS WILL BE CAUSE FOR REJECTION. REMOVE ALL BURRS AND SHARP EDGES.							
ISSUE	ITEM	CHANGED FROM	DATE	CH. NO.	DRAFTS	CHECKER	ENG. APP.
X1		REDRAWN TO CLARIFY	APRIL 13/67		RPL		
Ø		REL TO PROD	12-4-67		RD		
A		SEE SHEET 10FS	25-7		AD		
B		SEE SHEET 10FF	25-9		AP		

REQ.	ITEM	PART NO.	DESCRIPTION	SYMBOL
------	------	----------	-------------	--------



A10597-2 B

SCALE 4:1

FOIL SIDE

REF: A10597-1 FOR ETCHING

HOLE	DESCRIPTION	REQ'D
A	9/64 DIA.	2
B	.081 DIA.	8
C	.052 DIA.	21

.062 THK.		TMC (Canada) LIMITED	
STOCK SIZE		OTTAWA ONTARIO	
MATERIAL		METER, CAL. PC. BO. ASSY.	
WEIGHT PER PC.		(MACHINING)	
FL-GE062CZ		RPL	
TYPE & TEMPER		DRAWN	
		ELEC. DES. APP.	
		MECH. DES. APP.	
HEAT TREAT. SPEC.		CHECKED	
		FINAL APPROVAL	
FINISH & SPEC. NO.		SHEET 2 OF 5 A10597-2 B	


TOLERANCES		SCALE:
ALL OTHERS	DEC. DIM. ± .05	DRILL, PUNCH, COMMERCIAL STOCK
	FRAC. DIM. ± 1/64	SIZES AND MANUFACTURERS
	ANGULAR DIM. ± 0° 30'	TOLERANCES ARE NOT INCLUDED.

AX10033	053/67	A10597-3	MAR 2/67
MODEL	PROJECT NO.	ASSY. NO.	DATE
USED ON			

IF IT IS FOUND DESIRABLE TO CHANGE ANY TOLERANCE OR OTHER DETAIL SPECIFIED ON THIS DRAWING NOTIFY THE PURCHASER PROMPTLY.		DIMENSIONS IN INCHES UNLESS OTHERWISE SPECIFIED					
MAXIMUM ALLOWABLE TOLERANCES HAVE BEEN DETERMINED AND DEVIATIONS WILL BE CAUSE FOR REJECTION. REMOVE ALL BURRS AND SHARP EDGES.							
ISSUE	ITEM	CHANGED FROM	DATE	CN. NO.	DRAFTS	CHECKER	ENG. APP.
XI		REDRAWN TO CLARIFY	APRIL 13/67		RPL		
Ø		REL TO PROD	14-2-67		RD		
A		SEE SHEET 1045	25-9-67		AP		
B		REV AS PER CEMN	25-9-67	CEMN 294	AP		

REQ.	ITEM	PART NO.	DESCRIPTION	SYMBOL
------	------	----------	-------------	--------

TMC PARTITION C/W LATEST REV. LETTER



A10597-3 B

SCALE 4:1
NEGATIVE 1:1

COMPONENT SIDE

LETTERING NOTES
 (1) WHITE EPOXY PAINT
 (2) HEIGHT OF LETTERS .125 \pm .015 / \pm .000
 (3) WIDTH OF LINE .020 \pm .010 / \pm .000
 AS PER TMC SPEC. S735

TOLERANCES		SCALE:
ALL OTHERS	DEC. DIM. \pm FRAC. DIM. \pm ANGULAR DIM. \pm	DRILL, PUNCH, COMMERCIAL STOCK SIZES AND MANUFACTURERS TOLERANCES ARE NOT INCLUDED.

AX10033	053/67	A10597-4	MAR 7/67
MODEL	PROJECT NO.	ASSY. NO.	DATE

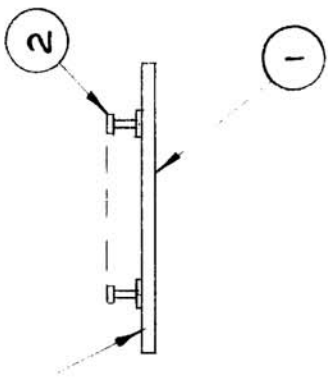
STOCK SIZE		TMC (Canada) LIMITED OTTAWA ONTARIO	
MATERIAL		METER, CAL. RC. BD ASS'Y (LETTERING)	
WEIGHT PER PC.		RPL	
TYPE & TEMPER		DRWN	ELEC. DES. APP. MECH. DES. APP.
HEAT TREAT. SPEC.		CHECKED	FINAL APPROVAL
FINISH & SPEC. NO.		SHEET 3 OF 5 A10597-3 B	

A 10597-2

ISSUE	ITEM	CHANGED FROM	DATE	CN. NO.	DRAFTS	CHECKER	ENG. APP.	REQ.	ITEM	PART NO.	DESCRIPTION	SYMBOL
Ø		REL TO PROD	19-4-67		RD			1	1	A10597-3	PC, BD LETTERING METER CAL.	
A		SEE SHEET 1045	25-9-67		AP			8	2	TE127-2	STUD, TERMINAL	
B		SEE SHEET 1045	25-9-67		AP							

COMPONENT SIDE

MOUNT ITEMS 2 IN ALL "B" HOLES
REF. A10597-2



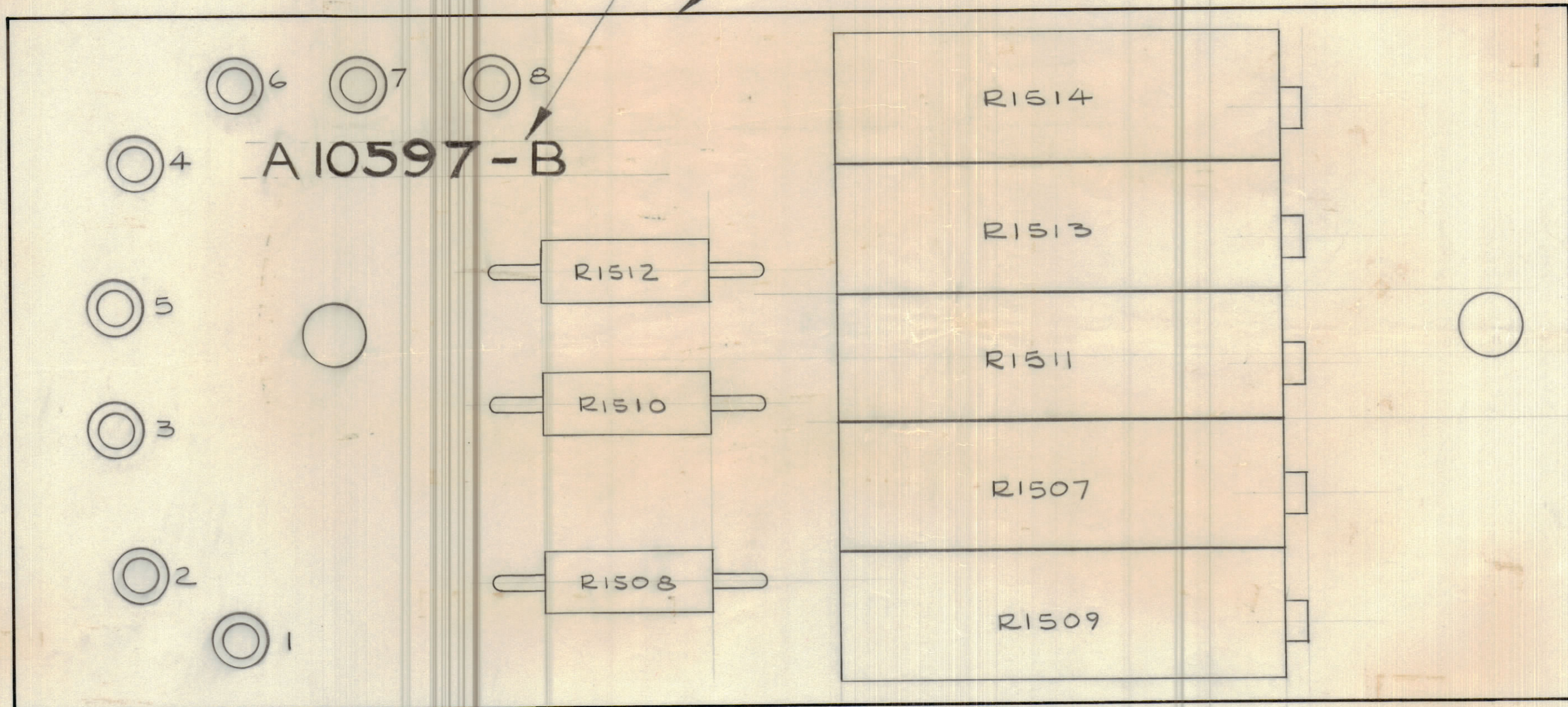
AX10033	053/67	A10597-5	FEB. 20/67
MODEL	PROJECT NO.	ASSY. NO.	DATE
USED ON			
<p>MAXIMUM ALLOWABLE TOLERANCES HAVE BEEN DETERMINED AND DEVIATIONS WILL BE CAUSE FOR REJECTION. REMOVE ALL BURRS AND SHARP EDGES</p>		<p>IF IT IS FOUND DESIRABLE TO CHANGE ANY TOLERANCE OR OTHER DETAIL SPECIFIED ON THIS DRAWING NOTIFY THE PURCHASER PROMPTLY.</p>	
TOLERANCES			
DEC. DIM. ±	DIMENSIONS IN INCHES		
FRAC. DIM. ±	UNLESS OTHERWISE SPECIFIED		
ANGULAR DIM. ±	DRILL, PUNCH, COMMERCIAL STOCK SIZES AND MANUFACTURERS TOLERANCES ARE NOT INCLUDED.		
ALL OTHERS	SCALE 1:1		
<p>TMC (Canada) LIMITED OTTAWA</p>		<p>METER, CAL. P.C. BD ASSY (SUB ASSY)</p>	
<p>RPL</p>		<p>MECH. DES. APP. <i>W</i></p>	
<p>DRAWN <i>RPL</i></p>		<p>ELEC. DES. APP. <i>W</i></p>	
<p>CHECKED <i>RPL</i></p>		<p>FINAL APPROVAL</p>	
<p>SHEET 4 OF 5</p>		<p>A10597-4</p>	
<p>B</p>		<p>B</p>	

IF IT IS FOUND DESIRABLE TO CHANGE ANY TOLERANCE OR OTHER DETAIL SPECIFIED ON THIS DRAWING NOTIFY THE PURCHASER PROMPTLY.		DIMENSIONS IN INCHES UNLESS OTHERWISE SPECIFIED					
MAXIMUM ALLOWABLE TOLERANCES HAVE BEEN DETERMINED AND DEVIATIONS WILL BE CAUSE FOR REJECTION. REMOVE ALL BURRS AND SHARP EDGES.							
ISSUE	ITEM	CHANGED FROM	DATE	CN. NO.	DRAFTS	CHECKER	ENG. APP.
X1		REDRAWN TO CLARIFY	APRIL 13/67		RPL		
Ø		REL TO PROD	14-2-67		RD		
A		SEE SHEET 1095	25-9-67		AP		
B		REV AS PER CEMM	25-9-67	CEMM 294	AP		

R1507, 1509, 1513, 1514

REQ.	ITEM	PART NO.	DESCRIPTION	SYMBOL
1	1	A10597-4	METER, CAL. PC. BD. ASS'Y	
4	2	RV10006-2P	RESISTOR, VARIABLE	
1	3	RV10006-7P	RESISTOR, VARIABLE	R1511
2	4	RC20GF473J	RESISTOR, FIXED	R1510, 1512
1	5	RC20GF273J	RESISTOR, FIXED	R1508
AR	6	BS100	SOLDER, SOFT	

ADD LATEST REV. WITH LATEST REVISION LETTER ON A10597-5



A10597-5 B

TOLERANCES		SCALE: 4:1
ALL OTHERS	DEC. DIM. ± FRAC. DIM. ± ANGULAR DIM. ±	DRILL, PUNCH, COMMERCIAL STOCK SIZES AND MANUFACTURERS TOLERANCES ARE NOT INCLUDED.

AX10033	053/67	A10578	MAR 2/67
MODEL	PROJECT NO.	ASS'Y. NO.	DATE

STOCK SIZE		TMC (Canada) LIMITED OTTAWA ONTARIO	
MATERIAL		METER, CAL. PC. BD ASS'Y (FINAL ASS'Y)	
TYPE & TEMPER		RPL	
HEAT TREAT. SPEC.		DRWN	ELEC. DES. APP. MECH. DES. APP.
FINISH & SPEC. NO.		CHECKED	FINAL APPROVAL
		SHEET 5 OF 5 A10597-5 B	