

IF IT IS FOUND DESIRABLE TO CHANGE ANY TOLERANCE OR OTHER DETAIL SPECIFIED ON THIS DRAWING NOTIFY THE PURCHASER PROMPTLY.

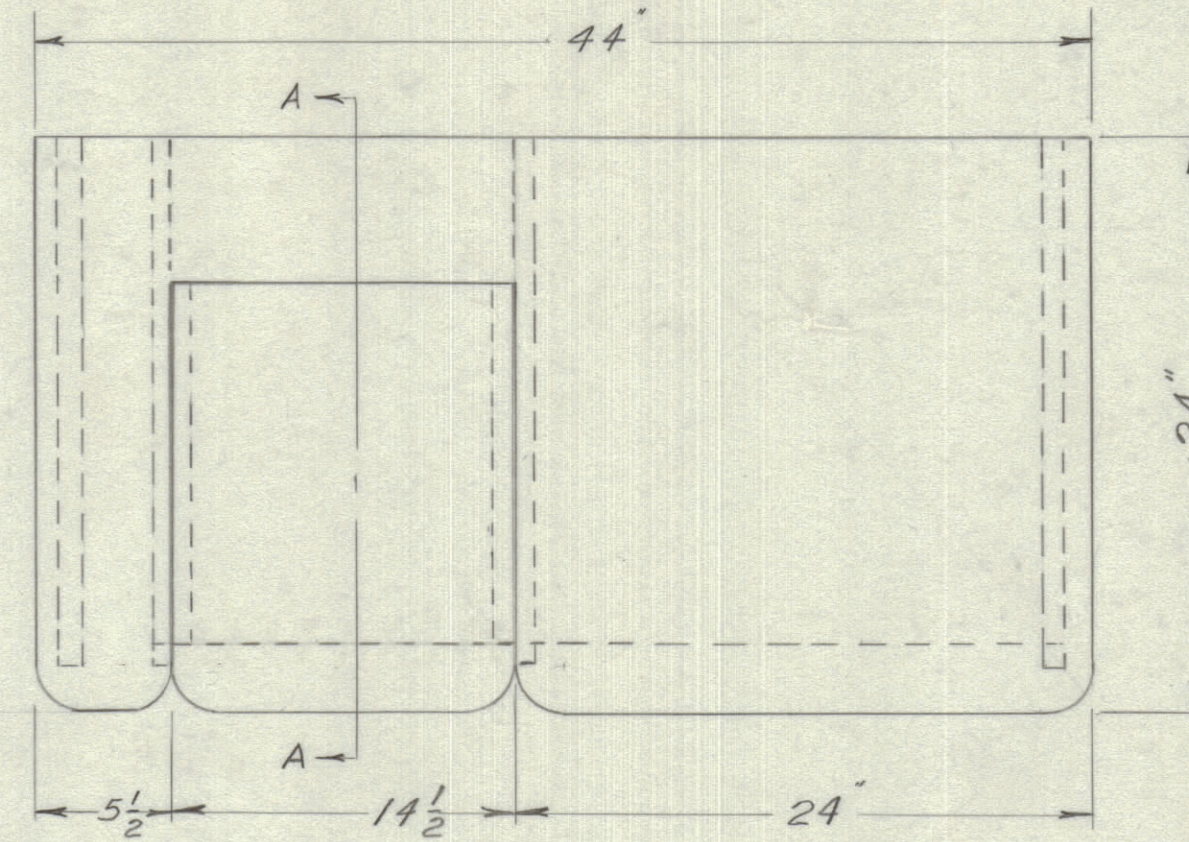
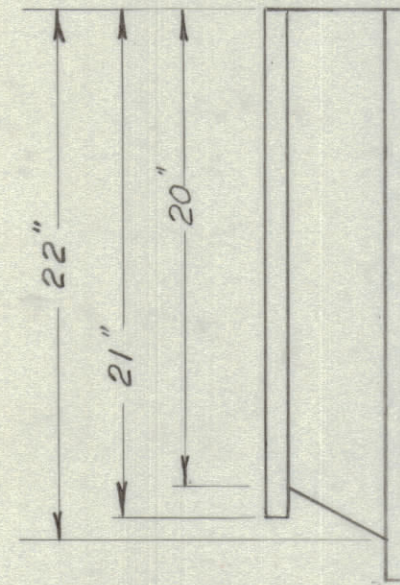
MAXIMUM ALLOWABLE TOLERANCES HAVE BEEN DETERMINED AND DEVIATIONS WILL BE CAUSE FOR REJECTION. REMOVE ALL BURRS AND SHARP EDGES

NOTICE TO PERSONS RECEIVING THIS DRAWING

THE TECHNICAL MATERIEL CORPORATION claims proprietary right in the material disclosed hereon. This drawing is issued in confidence for engineering information only and may not be reproduced or used to manufacture anything shown hereon without permission from THE TECHNICAL MATERIEL CORPORATION to the user. This drawing is loaned for mutual assistance and is subject to recall at any time.

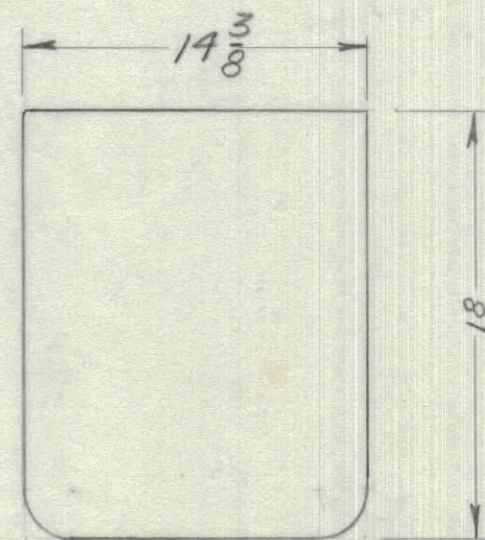
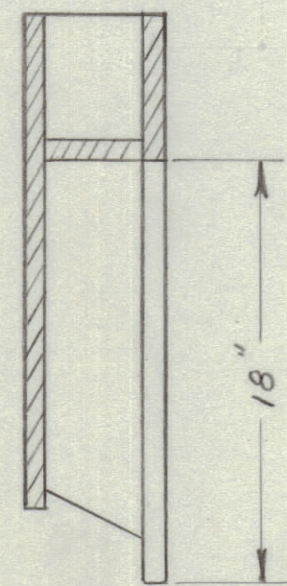
Property of:

THE TECHNICAL MATERIEL CORPORATION
MAMARONECK, NEW YORK

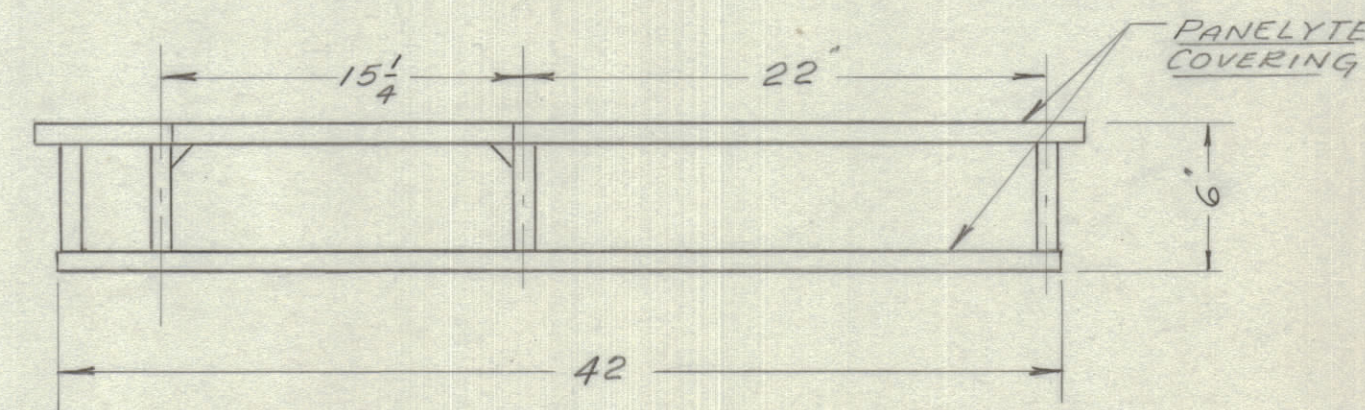


A-10097 A

SECTION A-A
COVER REMOVED



COVER DETAILS



REQ.	ITEM	PART NO.	DESCRIPTION	SYMBOL
			TMC (Canada) LIMITED	
			OTTAWA ONTARIO	
			TABLE WITH TYPEWRITER WELL FOR	
			C.W. RECEIVING & CONTROL POSITION	
			L. MARION	
			DRAWN	ELEC. DES. APP. MECH. DES. APP.
			CHECKED	M. Yurko FINAL APPROVAL
				A-10097 A

RE-DRAWN		30/4/57		L.M.			
ISSUE	ITEM	CHANGED FROM	DATE	CN. NO.	DRAFTS	CHECKER	ENG. APP.
TOLERANCES			SCALE:				
ALL OTHERS	DEC. DIM. ±	FRAC. DIM. ±	DRILL, PUNCH, COMMERCIAL STOCK SIZES AND MANUFACTURERS TOLERANCES ARE NOT INCLUDED.				
	ANGULAR DIM. ±						

MODEL	PROJECT NO.	ASS'Y. NO.	DATE
	TE-539		30/4/57
USED ON			