

IF IT IS FOUND DESIRABLE TO CHANGE ANY TOLERANCE OR OTHER DETAIL SPECIFIED ON THIS DRAWING NOTIFY THE PURCHASER PROMPTLY.
 MAXIMUM ALLOWABLE TOLERANCES HAVE BEEN DETERMINED AND DEVIATIONS WILL BE CAUSE FOR REJECTION. REMOVE ALL BURRS AND SHARP EDGES

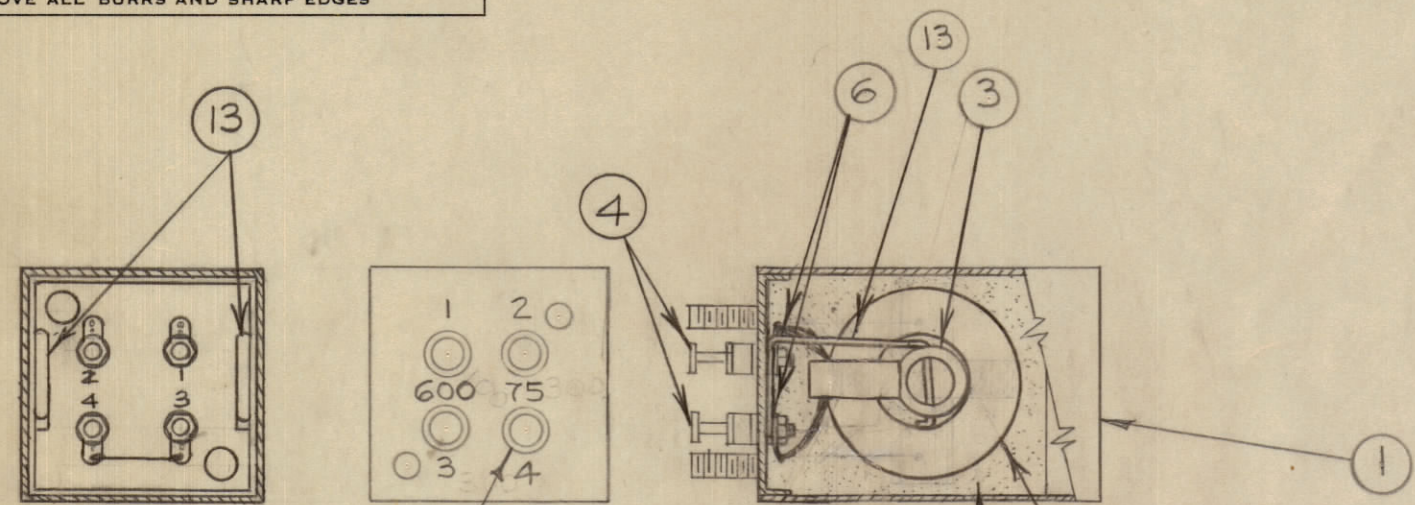
CONFIDENTIAL

ELECTRICAL TEST DATA

NOTICE TO PERSONS RECEIVING THIS DRAWING

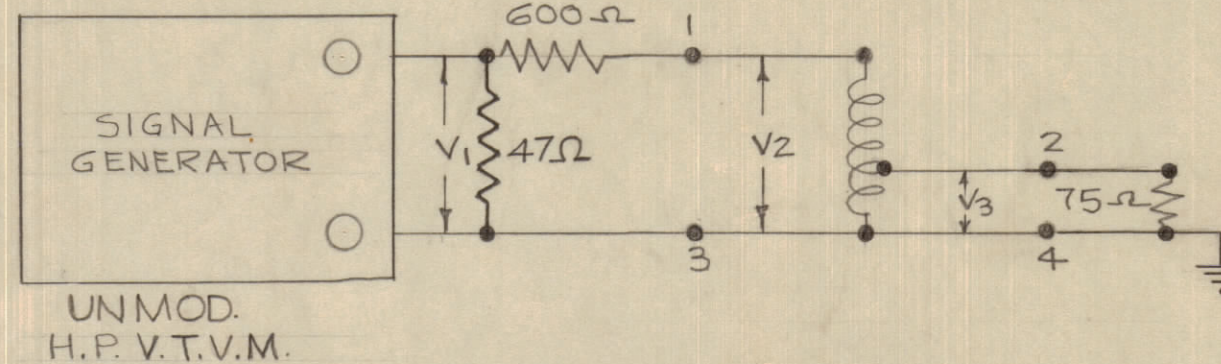
THE TECHNICAL MATERIEL CORPORATION claims proprietary right in the material disclosed hereon. This drawing is issued in confidence for engineering information only and may not be reproduced or used to manufacture anything shown hereon without permission from THE TECHNICAL MATERIEL CORPORATION to the user. This drawing is loaned for mutual assistance and is subject to recall at any time.

Property of:
 THE TECHNICAL MATERIEL CORPORATION
 MAMARONECK, NEW YORK



FEED-THRU ASS'Y.

NOTE: 5-114 ZINC CHROMATE PRIMER
 3-115 SMOOTH GREY ENAMEL



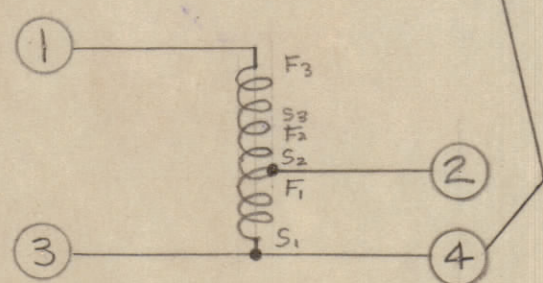
UNMOD.
 H.P. V.T.V.M.

f	R.F. VOLTS *				
f mcs	V ₁	V ₂	V ₃	V ₄	DB DOWN
2	1.0	.46 ^{+0.04} _{-.03}	.16±.02		0
8	1.0	.46 ^{+0.04} _{-.03}	.17±.02		
28	1.0	.46 ^{+0.04} _{-.03}	.15±.03		

*VOLTAGES MEASURED WITH H.P. V.T.V.M OR EQUIV.

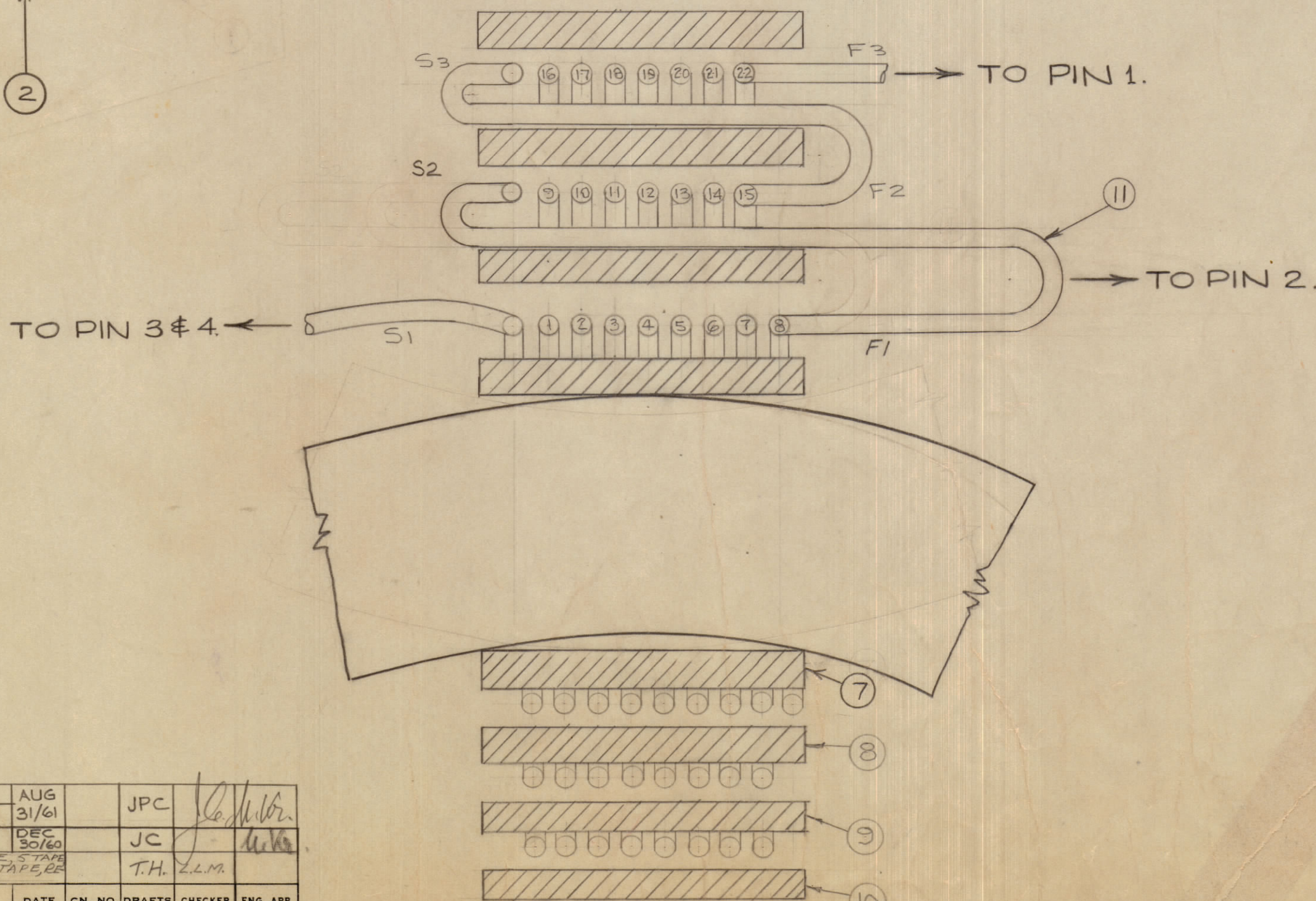
DB DOWN $20 \log_{10} \frac{V_3(8mc)}{V_3(2,8,24,32)}$
 1-3 INPUT 600-Ω U
 2-4 OUTPUT 75-Ω U

NUMBERS IN CIRCLES INDICATE TERMINAL NUMBERS AS SHOWN ON COVER



A10038 C

NOT TO BE RELEASED
 W/O AUTHORIZATION
 AUTH. BY _____
 DATE: _____



AMG6-3
 AMG6-2

9.6.55

C	UNMOD. ADDED BALLOON 7 ADDED	AUG 31/61	JPC	<i>J.P.C.</i>
B	CORRECTED	DEC 30/60	JC	<i>J.C.</i>
A	WINDING WAS 4 TAPS, 8 WIRE, 5 TAP RETRACE LOOP, 7 WIRE, 5 TAP, 8 TAP, 7 WIRE, 5 TAP.		T.H.	<i>T.H.</i>

ISSUE	ITEM	CHANGED FROM	DATE	CN. NO.	DRAFTS	CHECKER	ENG. APP.
TOLERANCES		SCALE:					
ALL OTHERS	DEC. DIM. ±	DRILL PUNCH, COMMERCIAL STOCK SIZES AND MANUFACTURERS TOLERANCES ARE NOT INCLUDED.					
	FRAC. DIM. ±						
	ANGULAR DIM. ±						

MODEL	PROJECT NO.	ASS'Y. NO.	DATE

X	13	MS10259	STABILIZER
X	12	GL-10001	2 COATS - RADIO SERVICE CEMENT
1	11	WI-10001-11	36" N ^o 30 D.C.C. WIRE
	10	TA-10001-2	7 LAYERS MASKING TAPE
	9	TA-10001-2	7 LAYERS MASKING TAPE
	8	TA-10001-2	1 LAYER MASKING TAPE
1	7	TA-10001-2	3 LAYERS MASKING TAPE
X	6	BS-100	SOLDER SOFT
X	5	GL-106	POTTING COMPOUND
4	4	TE126	FEED-THRU
1	3	CF-10014	FORMS COIL
1	2	CI 10001-2	CORE-GRADE IVB
1	1	BX 103	CASE TRANSFORMER

REQ. ITEM	PART NO.	DESCRIPTION	SYMBOL
STOCK SIZE		TMC(Canada) LIMITED OTTAWA ONTARIO	
MATERIAL		TRANSFORMER OUTPUT TR057	
WEIGHT PER PC.			
TYPE & TEMPER		R.T.L.	
DRAWN		ELEC. DES. APP. MECH. DES. APP.	
HEAT TREAT. SPEC.		CHECKED FINAL APPROVAL	
FINISH & SPEC. NO.		A-10038 C	