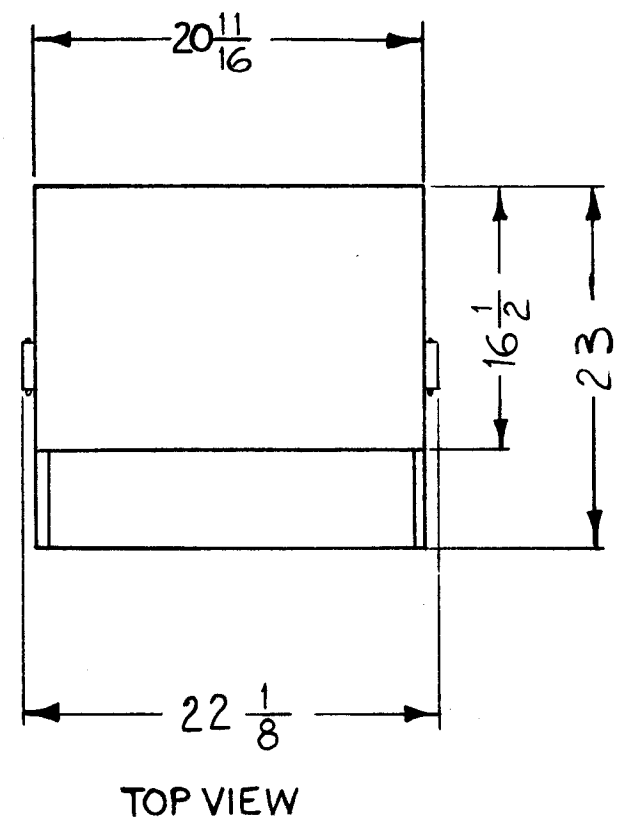
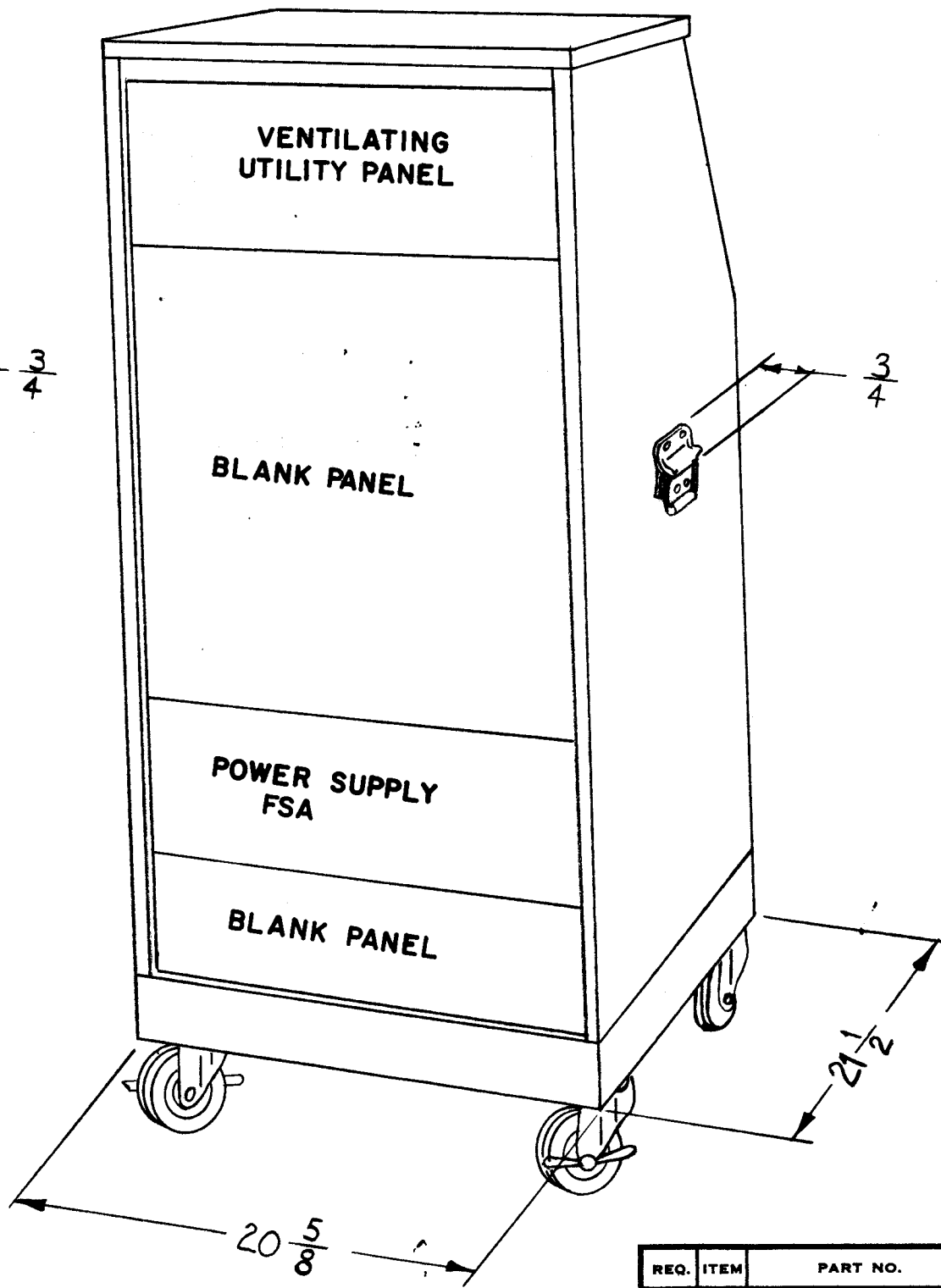
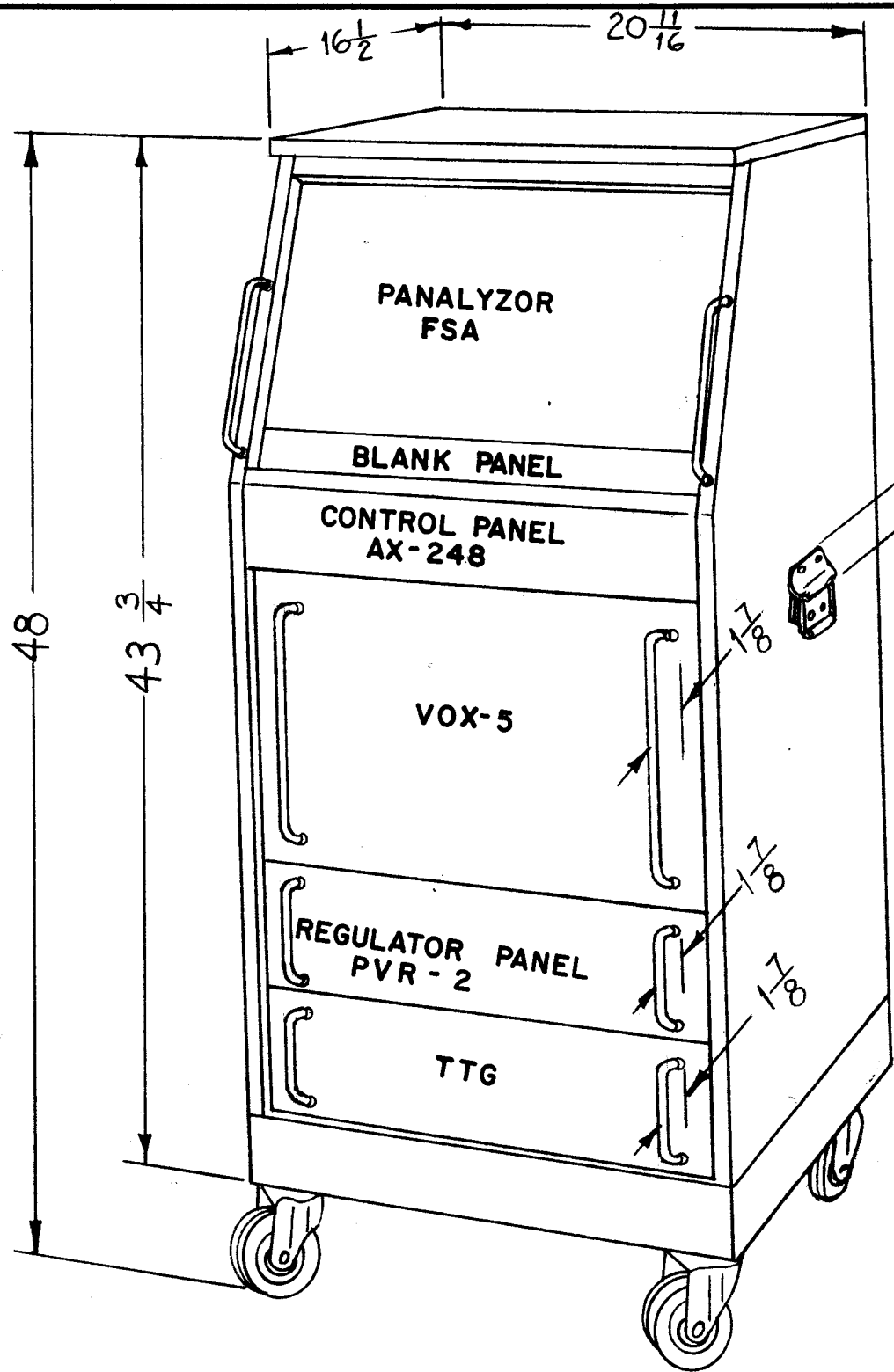


PTE-3



NOTICE TO PERSONS RECEIVING THIS DRAWING

THE TECHNICAL MATERIEL CORPORATION claims proprietary right in the material disclosed herein. This drawing is issued in confidence for engineering information only and may not be reproduced or used to manufacture anything shown hereon without permission from THE TECHNICAL MATERIEL CORPORATION to the user. This drawing is loaned for mutual assistance and is subject to recall at any time.

Property of:
THE TECHNICAL MATERIEL CORPORATION
MAMARONECK, NEW YORK

SYM	DESCRIPTION	DATE	CH. NO.	DRAFTS	CHECKER	ENG. APP.
	UNLESS OTHERWISE SPECIFIED: DIMENSIONS ARE IN INCHES TOLERANCES ON FRACTIONS ± 1/64 DECIMALS ± .005 ANGLES ± 1/2°					
	SCALE: MAXIMUM ALLOWABLE TOLERANCES HAVE BEEN DETERMINED AND ANY DEVIATIONS WILL BE CAUSE FOR REJECTION. REMOVE ALL BURRS AND SHARP EDGES					

REQ. PER UNIT	PTE-3	MODEL	SECTION	ASS'Y. NO.	DATE
					3-10-61
USED ON					

REQ. ITEM	PART NO.	DESCRIPTION	SYMBOL
THE TECHNICAL MATERIEL CORP. MAMARONECK, NEW YORK			
DIMENSIONAL OUTLINE			
MATERIAL			
TYPE & TEMPER	HEAT TREAT. SPEC.	DRAWN	CHECKER
		<i>M.A.F.</i>	<i>W.D.</i>
FINISH & SPEC. NO.	ELEC. DES. APP.	MECH. DES. APP.	FINAL APPROVAL
			<i>E.F.M.</i>
			PTE-3